



# 2013-2014 COLORADO MEN'S BASKETBALL



Andrew Green | Assistant Director Sports Information  
357 UCB | Fieldhouse Annex 50 | Office: 303-492-3812 | Cell: 720-470-9780  
andrew.green@colorado.edu | www.CUBuffs.com | @CUBuffs

## GAME #12

vs. 7/7 Oklahoma State Cowboys (10-1, 0-0 Big 12)  
Saturday, Dec. 21, 9:30 p.m. (MST)

**Arena:** MGM Grand Garden Arena (13,151)

**Television:** ESPN2

**Announcers:** Dave Flemming (pxp),

Fran Fraschilla (analyst), Andy Katz (sideline)

**850 KOA:** Mark Johnson, Scott Wilke

**Satellite Radio:** Sirius: 92; XM 190 (CU Broadcast)

**CU vs. Oklahoma State:** The Cowboys lead 60-48 with both teams 6-6 on a neutral court. Last neutral court game was Mar. 11, 2005 at the Big 12 in Kansas City. CU became first No. 11 seed to beat a No. 6 seed (Texas). Buffs missed 3-pointer at buzzer in 87-85 loss to the No. 3 seed Cowboys.

## 2013-2014 SCHEDULE (10-1, 0-0 Pac-12)

Date	Opponent (TV)	Time/Result
Fri. Nov. 8	#vs. 25/RV Baylor (ROOT)	L, 60-72
Sun. Nov. 10	<b>UT MARTIN</b> (P12N)	W, 91-65
Wed. Nov. 13	<b>WYOMING</b> (P12N)	W, 63-58
Sat. Nov. 16	<b>JACKSON STATE</b> (P12N)	W, 94-70
Mon. Nov. 18	<b>ARKANSAS STATE</b> (P12N)	W, 93-70
Thu. Nov. 21	<b>SANTA BARBARA</b> (P12N)	W, 76-68
Sun. Nov. 24	RV/RV <b>HARVARD</b> (ESPNU)	W, 70-62
Sat. Nov. 30	at Air Force (MWN)	W, 81-57
Tue. Dec. 3	at Colorado State (ESPN3)	W, 67-62
Sat. Dec. 7	6/7 <b>KANSAS</b> (ESPN2)	W, 75-72
Fri. Dec. 13	<b>ELON</b> (P12N)	W, 80-63
Sat. Dec. 21	^vs. 7/7 Oklahoma St. (ESPN2)	9:30 p.m.
Sat. Dec. 28	<b>GEORGIA</b> (P12N)	8:00 p.m.
Thu. Jan. 2	* <b>OREGON STATE</b> (ESPNU)	8:00 p.m.
Sun. Jan. 5	* <b>OREGON</b> (FS1)	3:00 p.m.
Wed. Jan. 8	*%at Washington State (P12N)	7:00 p.m.
Sun. Jan. 12	*at Washington (FS1)	1:00 p.m.
Thu. Jan. 16	* <b>UCLA</b> (P12N)	6:00 p.m.
Sat. Jan. 18	* <b>USC</b> (FS1)	Noon
Thu. Jan. 23	*at Arizona (ESPN2)	7:00 p.m.
Sat. Jan. 25	*at Arizona State (P12N)	5:00 p.m.
Sat. Feb. 1	* <b>UTAH</b> (P12N)	Noon
Wed. Feb. 5	* <b>WASHINGTON STATE</b> (P12N)	7:30 p.m.
Sun. Feb. 9	* <b>WASHINGTON</b> (ESPNU)	6:00 p.m.
Thu. Feb. 13	*at UCLA (ESPN2)	7:00 p.m.
Sun. Feb. 16	*at USC (ESPNU)	6:00 p.m.
Wed. Feb. 19	* <b>ARIZONA STATE</b> (ESPNU)	9:00 p.m.
Sat. Feb. 22	* <b>ARIZONA</b> (ESPN/ESPN2)	4 or 7:00 p.m.
Sat. Mar. 1	*at Utah (P12N)	Noon
Wed. Mar. 5	*at Stanford (ESPN2)	7:00 p.m.
Sat. Mar. 8	*at California (P12N)	4:30 p.m.
Mar. 12-15	**Pac-12 Tournament	TBA
Mar. 18-19	NCAA 1st Round	
Mar. 20-23	NCAA 2nd & 3rd Rounds	
Mar. 27-30	NCAA Regional	
Apr. 5, 7	NCAA Men's Final Four	

\*\*Pac-12 Tournament (MGM Grand Garden Arena, Las Vegas)

%-Spokane, Wash.

#-American Airlines Arena (Dallas, Texas)

^MGM Grand Showcase (MGM Grand Garden Arena, Las Vegas)

P12N (Pac-12 Network); FS1 (Fox Sports 1)

All Times MOUNTAIN

## COLORADO PROBABLE STARTERS

Pos/No	Player	Ht	Wt	Yr	Hometown	PPG	RPG	APG
F 1	Wesley Gordon	6-9	225	RS-Fr.	Colorado Springs, Colo.	7.6	6.3	^1.3
F 2	Xavier Johnson	6-7	220	So.	Los Angeles, Calif.	10.0	6.1	*1.4
F 40	Josh Scott	6-10	245	So.	Monument, Colo.	12.4	8.6	*0.8
G 0	Askia Booker	6-2	170	Jr.	Los Angeles, Calif.	11.5	2.8	1.9
G 25	Spencer Dinwiddie	6-6	200	Jr.	Woodland Hills, Calif.	15.5	3.6	4.0

^-blocks; \*-steals

## CU RESERVES

F 10	Tre'Shaun Fletcher	6-7	200	Fr.	Tacoma, Wash.	3.3	1.8	0.2
G 3	Xavier Talton	6-2	180	So.	Sterling, Colo.	4.1	1.8	1.7
G 13	Dustin Thomas	6-7	220	Fr.	Texarkana, Texas	5.1	3.1	0.6
G 23	Jaron Hopkins	6-5	190	Fr.	Mesa, Ariz.	5.4	2.6	1.3
G 24	George King	6-5	208	Fr.	San Antonio, Texas	2.8	2.6	0.2

**QUICKLY:** CU enters the game as the No. 20/No. 24 ranked team in the national polls • Buffaloes moved up spot in the AP and make their debut in the Coaches' Poll • CU is looking for its 11th straight win; 10 wins at the moment ties for the fourth longest in school history matching the 1961-62 team that won 12 in a row (52 years ago) • First of two visits this year for the Buffs at the MGM, the Pac-12 Tournament is played there.

**WHAT A CU WIN MEANS TODAY:** A 11-1 record would be the second-best start for a CU team ever after the 1941-42 team (they started 14-0, ended 16-2, NCAA Final Four, third place) • 11 wins in a row, fourth longest winning streak in school history • 19-4 record in December games overall under Boyle • Neutral court record this season would be 1-1 and two of three wins over the former Big 12 Conference foes • Under Boyle, CU improves to 11-10 against nationally ranked opponents and 5-5 against the nation's Top-10, and 14-9 (.609) on neutral courts, third all-time among CU coaches.

**LAST TIME CU DEFEATED TWO TOP-10 TEAMS - SAME SEASON:** It happened in Coach Boyle's first year in Boulder, 2010-11. CU defeated No. 9/8 Missouri, 89-76 (Jan. 8) and No. 5/5 Texas in the second greatest comeback in school history (22 pts.), 91-89 (Feb. 26), both games played at the Coors Events Center.

**LAST TIME CU DEFEATED A TOP-10 OPPONENT - ON A NEUTRAL FLOOR:** At the 1990 Big Eight Tournament in Kansas City, the Buffs edged No. 6 Missouri, 92-88 in overtime. CU was seeded last in the tournament, also knocked off Oklahoma State in the semifinals becoming the first eighth seed to play in the tourney final (lost vs. #1 ranked Oklahoma, 92-80). That season was the first time Buffs finished 1-2 in the conference scoring race (Shaun Vandiver, 22.3 ppg., Stevie Wise, 20 ppg.).

**LAST FOUR YEARS UNDER BOYLE:** CU is 10-10 against nationally ranked opponents and 4-5 against the nation's Top-10 • CU has defeated a nationally ranked opponent at least once since 2010-11 • In the history of the Coors Events Center (1979-80), the Buffs have defeated 10, top-10 ranked teams (AP poll) in the building's history. The other top-10 wins: No. 9 Arizona, 71-58, No. 5 Texas, 91-89; No. 9 Missouri, 89-76 • CU is 14-3 when the game is a home sellout (first sellout of the season vs. KU) • CU is 11-5 when committing single-digit turnovers over the last four years (against KU, only eight were committed).

## 2013-2014 Team Averages

	CU	OKST
Points	77.3	87.2
Pts. Allowed	65.4	62.6
Scoring Mar.	+11.9	+24.5
Field Goals	24.6	29.3
Field Goal Att.	53.8	59.1
Field Goal Pct.	.456	.495
3-pt FGs	5.8	7.4
3-pt FG Att.	18.2	19.4
3-pt FG Pct.	.320	.380
FTM	22.4	21.3
FT Att.	31.7	29.5
FT Pct.	.705	.722
Off. Rebs.	12.2	11.6
Def. Rebs.	28.2	27.1
Total Rebs.	40.4	38.6
Reb. Margin	+10.3	+3.1
Fouls	17.4	19.0
Turnovers	12.8	10.3
Assists	13.7	14.5
Blocks	3.1	6.5
Steals	7.1	9.3

**Bufs Tabbed To Finish Third  
In Pac-12 Preseason Poll**

**Team (1st Place Votes) Pts.**

1)	Arizona (21)	273
2)	UCLA (1)	212
<b>3)</b>	<b>Colorado (1)</b>	<b>211</b>
4)	Oregon	196
5)	California	194
6)	Stanford	166
7)	Arizona State	159
8)	Washington	121
9)	Utah	68
10)	Oregon State	67
11)	USC	63
12)	Washington State	39

First place votes in parentheses

- The predicted winner has not won the league the past three years and four of the past five years.

- This is CU's highest preseason placing since they were selected sixth in the Big 12 Conference back in 2003-04.

- Media have correctly picked the Conference winner 12 times in 21 tries.

**CU MBB vs. Pac-12 (under Boyle)**

Arizona	3-3	.500
Arizona State	2-2	.500
*California	4-2	.667
UCLA	0-2	.000
Oregon	4-1	.800
*Oregon State	4-2	.667
USC	2-0	1.000
Stanford	2-2	.500
Utah	4-1	.800
Washington	1-1	.500
Washington State	2-0	1.000
<b>Totals</b>	<b>28-16</b>	<b>.636</b>

\*-includes games in 2010-11

**CU MBB vs. Pac-12 (all-time)**

Arizona	11-8	.579
Arizona State	4-4	.500
California	11-11	.500
UCLA	1-6	.143
Oregon	7-3	.700
Oregon State	9-4	.692
USC	4-3	.571
Stanford	5-9	.357
Utah	24-16	.600
Washington	7-8	.467
Washington State	3-1	.750
<b>Totals</b>	<b>86-73</b>	<b>.541</b>

**Winning Streaks (in a single season)**

14*	Dec. 27, 1941-Feb. 28, 1942
12**	Dec. 30, 1961-Feb. 26, 1962
12^	Jan. 13, 1939-Mar. 15, 1939
<b>10</b>	<b>Nov. 10, 2013 - present</b>
10	Dec. 22, 1944-Feb. 8, 1945

\*-NCAA Final Four Season

\*\*-NCAA Season

^-NCAA/NIT Season (CU was first school to be invited to both post-season tournaments; only 12 schools have performed this feat)

**OPPONENT SCORING:** CU has allowed the opponent to score only 72 points, twice this season (Kansas & Baylor). The Buffs have allowed the opponent to score in the 70s, four times; in the 60's, five times; and in the 50s, twice. The last time an opponent scored more than 80 points in a non-conference games was Kansas (90) last year at Allen Fieldhouse • In fact, CU only allowed three opponents to score 80+ the entire 2012-13 season: KU (90), Arizona (92 in OT); Texas Southern (80, 2 OTs).

**MBB MISCELLANEOUS:** Coach Boyle's winning percentage (.670) is the best of any CU head coach in men's hoops history (min. 2 years) • CU has made at least one three-pointer in 377-straight games (dating back to Jan. 19, 2002) • CU has held the opponent to shoot under 39 percent in five games this season (Colorado State the lowest at 33.3%).

**TEAM TRENDS:** CU is 5-0 this season in single-digit games • CU is 8-0 out-rebounding the opponent and 62-10 in that category in the coach Boyle era • 7-0 when leading at half (59-10 overall); 5-0 when grabbing 40+ rebounds (31-5); 5-1 when having fewer turnovers than opponent (43-12 overall) • CU is 10-0 when out-rebounding the opponent at the end of the first half • CU won its first 11 home games in a row in Coach Boyle's first year in 2010-11 (this season they are 8-0).

**NATIONAL RANKING:** It's the first time the Buffaloes are nationally ranked in back-to-back weeks since last season when they were the No. 19 ranked team in both polls on Nov. 26. They made their initial Top-25 breakthrough as the No. 23 ranked team on Nov. 19 when they started the season 6-0 en route to the Charleston Classic championship last November.

**RECAP vs. KU:** Askia Booker tied for high game honors with 15 points with his 30-footer at the buzzer for the 75-72 win over then-No. 6 Jayhawks. The victory was CU's first against KU since the 2002-03 season stopping a 19-game losing streak to the Jayhawks • It was Coach Boyle's first win against his alma mater in five games • Dinwiddie added

**AP Top 25 (Dec. 16): Week 7**

Rk	Team	Record
1)	Arizona (63)	11-0
2)	Syracuse (2)	10-0
3)	Ohio State	10-0
4)	Wisconsin	12-0
5)	Michigan State	8-1
6)	Louisville	9-1
7)	Oklahoma State	10-1
8)	Villanova	10-0
8)	Duke	7-2
10)	Connecticut	9-0
11)	Wichita State	10-0
12)	Baylor	8-1
13)	Oregon	9-0
14)	North Carolina	7-2
15)	Memphis	7-1
16)	Florida	7-2
17)	Iowa State	8-0
18)	Kansas	7-3
19)	Kentucky	8-3
<b>20)</b>	<b>COLORADO</b>	<b>10-1</b>
21)	Gonzaga	10-1
22)	Massachusetts	9-0
23)	Missouri	10-0
24)	San Diego State	7-1
25)	Iowa	10-2

**Others receiving votes:** UCLA 69, Pittsburgh 66, Saint Mary's 11, George Washington 5, Harvard 4, Oklahoma 4, Toledo 3, Michigan 3.

**Coaches' Top 25 Poll (Dec. 16)**

Rk	Team	Record
1)	Arizona (30)	11-0
2)	Syracuse (1)	10-0
	Ohio State (1)	10-0
4)	Louisville	9-1
5)	Michigan State	8-1
6)	Wisconsin	12-0
7)	Oklahoma State	10-1
8)	Duke	7-2
9)	Wichita State	10-0
10)	Connecticut	9-0
11)	Oregon	9-0
12)	Villanova	10-0
13)	Iowa State	8-0
14)	Memphis	7-1
15)	Baylor	8-1
	Gonzaga	10-1
17)	Florida	7-2
18)	North Carolina	7-2
19)	Kansas	7-3
20)	Massachusetts	9-0
21)	Kentucky	8-3
22)	UCLA	9-1
23)	San Diego State	7-1
<b>24)</b>	<b>COLORADO</b>	<b>10-1</b>
25)	Missouri	10-0

**Others receiving votes:** Iowa 53, Pittsburgh 48, Saint Mary's 24, Creighton 9, Michigan 7, George Washington 5, New Mexico 3, Virginia 3, Oklahoma 1.

## 2013-2014 COLORADO BASKETBALL ROSTER

No.	Student-Athlete	Pos.	Ht.	Wt.	Cl.	Exp	Hometown (High School/Previous College)
0	Askia Booker	PG	6-2	170	Jr.	2L	Los Angeles, Calif. (Price HS)
1	Wesley Gordon	F	6-9	225	RS-Fr.	1L	Colorado Springs, Colo. (Sierra HS)
2	Xavier Johnson	F	6-7	220	So.	1L	Los Angeles, Calif. (Mater Dei HS)
3	Xavier Talton	G	6-2	180	So.	1L	Sterling, Colo. (Sterling HS)
5	Eli Stalzer	G	6-3	190	So.	1L	Brea, Calif. (Mater Dei HS)
10	Tre'Shaun Fletcher	G/F	6-7	200	Fr.	HS	Tacoma, Wash. (Lincoln HS)
12	Kevin Nelson	G	6-2	185	Sr.	TR	Albuquerque, N.M. (Albuquerque Academy/ Missouri State University-West Plains)
13	Dustin Thomas	F	6-7	220	Fr.	HS	Texarkana, Texas (Pleasant Grove HS)
14	Beau Gamble	G	6-0	180	Sr.	1L	Boulder, Colo. (Fairview HS/Santa Clara)
15	Brett Brady	G	6-1	160	So.	1L	Highlands Ranch, Colo. (Highlands Ranch HS)
23	Jaron Hopkins	G	6-5	190	Fr.	HS	Mesa, Ariz. (Dobson HS)
24	George King	G/F	6-5 <sup>1</sup> / <sub>2</sub>	208	Fr.	HS	San Antonio, Texas (Brennan HS)
25	Spencer Dinwiddie	PG	6-6	200	Jr.	2L	Woodland Hills, Calif. (Taft HS)
32	Ben Mills	C	7-0	230	Sr.	3L	Hartland, Wis. (Arrowhead HS)
40	Josh Scott	F	6-10	245	So.	1L	Monument, Colo. (Lewis-Palmer HS)

**Head Coach:** Tad Boyle (Kansas '85) - Fourth Year at CU

**Associate Head Coach:** Jean Prioleau (Fordham '92) - Fourth Year

**Assistant Coach/Head Recruiting Coordinator:** Mike Rohn (McPherson College '90; Fort Hays State '93) - Fourth Year

**Assistant Coach:** Rodney Billups (Denver 2005) - Fourth Year

**Director of BB/Video Operations:** Bill Cartun (Bates College 2005; Connecticut 2007) - Fourth Year

**Director of Player Development:** Sean Kearney (Scranton '81) - First Year

**Athletic Trainer:** Rawley Klingsmith (Northern Colorado 2000; Oregon 2002) - First Year

**Director of Basketball Strength & Conditioning:** James Hardy (Christopher Newport 2003; Auburn 2006) - Seventh Year

### AFTER 11 GAMES WITH COACH BOYLE AT CU

SEASON	REC.	FG	3PT	FT	RPG	APG	BLK	STL	PPG	OPPT FG	OPPT PPG
2013-14	<b>10-1</b>	.456	.320	.705	<b>40.4</b>	13.7	3.1	7.1	77.3	.411	<b>65.4</b>
2012-13	9-2	.471	<b>.410</b>	.654	38.6	10.5	<b>3.9</b>	6.9	72.5	<b>.394</b>	65.7
2011-12	7-4	.450	.373	.659	36.6	13.0	2.6	5.1	68.7	.421	66.2
2010-11	7-4	<b>.492</b>	.385	<b>.770</b>	34.3	<b>15.4</b>	3.2	<b>8.2</b>	<b>84.1</b>	.453	72.0

-BOLD INDICATES THE SEASON BEST

### WHO ON THE TEAM DOES WHAT ..

**Bench:** Josh benches 267lb; He benches 185lb 17 times (Last year, he benched 185 only 7 times)

**Squats:** Josh: 433 (team all-time high is Austin Dufault 444)

**Approach Vertical:** Askia is 42.5

**Standing Vertical:** Xavier is 34.5

**Biggest Shoe Size:** George - 16

**Smallest shoe size:** Beau - 10.5

**Tallest:** Ben Mills 7-0

**Shortest:** Beau 6-0

**Heaviest:** Josh 245

**Lightest:** Askia 170

**Oldest:** Kevin 23 years old

**Youngest:** Dustin 18 years old

**Most credit hours (fall semester):** 7 players, all with 13

**Madden Football Champion:** Spencer

### PERCENTAGE OF 2013-2014

#### RETURNERS

Category	Total	Return	Loss	%Returning
Points	2230	1625	605	72.9
Rebounding	1226	714	512	58.2
Assists	328	231	97	70.4
Blocks	105	57	48	54.3
Steals	230	122	108	53.0
Off. Rebounds	378	227	151	60.1
Def. Rebounds	848	487	361	57.4
Field Goals	775	548	227	70.7
FG Attempts	1788	1274	514	71.3
3-pt. Made	178	135	43	75.8
3-pt. Attempts	517	392	125	75.8
FT Made	502	394	108	78.5
FT Attempts	732	539	193	73.6

**ATTENDANCE:** CU's season finale crowd of 10,105 was the 12th crowd over 10,000 this year and 14th over 9,000, both school bests. The total for the 15 home games was 155,884, the highest gross total in school history; the 10,392 average works to 94 percent of capacity (11,064) of the Coors Events Center this season and finishes second in the Pac-12 this season to Arizona (14,131). Under Tad Boyle, the Buffs have now enjoyed the best three consecutive years in attendance numbers ever (421,028, an 8,255 average for 51 games; no previous coach averaged over 6,500 for a three-year run). CU's top five season attendance figures:

SEASON TOTAL (All Games)	SEASON AVERAGE	CONFERENCE TOTAL	CONFERENCE AVERAGE
1) 2012-13 15 155,884	1) 2012-13 15 10,392	1) 2012-13 (Pac-12) 9 94,371	1) 2012-13 (Pac-12) 9 10,486
2) 2010-11 20 140,284	2) 2011-12 16 7,804	2) 2011-12 (Pac-12) 9 82,442	2) 2010-11 (Big 12) 8 9,809
3) 2011-12 16 124,860	3) 1983-84 15 7,659	3) 2010-11 (Big 12) 8 78,472	3) 2011-12 (Pac-12) 9 9,160
4) 1983-84 15 114,887	4) 2010-11 20 7,014	4) 2002-03 (Big 12) 8 71,962	4) 1983-84 (Big 8) 7 9,147
5) 1990-91 17 113,334	5) 1982-83 15 6,915	5) 2009-10 (Big 12) 8 65,607	5) 2002-03 (Big 12) 8 8,995

#### CU vs. THE NATION'S TOP-10

- #2 vs. Oklahoma St., 57-53, Feb. 12, 1992
- #3 vs. Texas, 93-80, Feb. 4, 2003**  
#3 vs. Kansas, 72-68, Jan. 20, 1953  
#3 vs. Kansas State, 65-57, Feb. 23, 1952
- #4 at Arizona State, 93-70, Dec. 16, 1963  
#4 vs. Iowa, 60-57, Dec. 12, 1955  
#4 vs. Washington, 81-60, Dec. 30, 1953
- #5 vs. Texas, 91-89, Feb. 26, 2011**  
#5 at Missouri, 81-79 (ot), Jan. 15, 1973  
#5 vs. New Mexico, 79-72, Dec. 16, 1968  
#5 vs. Iowa, 75-54, Mar. 21, 1955
- #6 vs. Kansas, 75-72, Dec. 7, 2013**  
#6 vs. Kansas, 60-59, Jan. 22, 2003  
#6 vs. Missouri, 92-88, Mar. 9, 1990
- #7 vs. Kansas, 62-59, Jan. 17, 1967  
#7 vs. Kansas State, 81-80, Feb. 13, 1961
- #8 vs. Missouri, 89-76, Jan. 8, 2011**  
#8 vs. Iowa State, 70-45, Jan. 18, 1997  
#8 vs. Kansas, 79-71, Feb. 20, 1991
- #9 vs. Arizona, 71-58, Feb. 14, 2013**  
#9 vs. Iowa State, 59-52, Feb. 11, 1957

bold indicates (2010-present w/ Coach Boyle)

**Colorado defeated a top-5 ranked opponent at HOME:** #3, vs. Texas, 93-80 (Feb. 4, 2003)

**Colorado defeated a ranked opponent on the ROAD (recent):** #19/19 at Oregon, 48-47 (Feb. 7, 2012)

**CU defeated a ranked opponent on a NEUTRAL COURT:** #16/17 Baylor, 60-58 (at Charleston, S.C.), Nov. 16, 2012

**SUCCESSFUL MONTH OF NOVEMBER:** In the last four seasons under Coach Boyle, CU closed November with a 20-7 record (.741) at home, away, neutral court games • CU went 7-1 this season and 6-0 last year during November. Overall they were 14-0 at home in November games.

**DICK VITALE WEEKLY AWARDS (last week):**

**COACH OF THE WEEK:** Tad Boyle, Colorado. He led the Buffs to a win over Kansas as Askia Booker hit a game-winning 3-pointer at the buzzer.

**SHOCK OF THE WEEK:** Colorado over Kansas. The Buffaloes broke a 19-game losing streak dating to 2003 with their last-second win over the Jayhawks.

15 points, Xavier Johnson (tied career-high three steals) and Josh Scott each scored 14 points despite KU shooting 52.9 percent from the floor • Second straight season the Buffs have defeated a former Big 12 Conference foe (beat Baylor last season at the Charleston Classic) • After being held scoreless for the first time in his career in the win at Colorado State, Johnson scored a season-high 14 points.

**CU & NEUTRAL COURT:** Head Coach Tad Boyle teams are 13-9 (.591) on neutral courts during his four years. The 13 wins trails Sox Walseth (1956-76, 33 wins) and Ricardo Patton (1995-2006, 18 wins) in school history.

2010-11: 3-3: 1-1 in Las Vegas; 2-1 Big 12 Tournament; 0-1 NIT.

2011-12: 6-3: 1-2 in Puerto Rico; 4-0 Pac-12 Tournament; 1-1 NCAA.

2012-13: 4-2: 3-0 in Charleston; 1-1 Pac-12 Tournament; 0-1 NCAA.

2013-14: 0-1 in Dallas.

**WIN OVER KU** has generated a little more national attention on the CU hoops team and coach Boyle. From Andy Katz to SI to Sirius/XM to many others • ESPN College Basketball expert Andy Katz named Askia Booker his national player of the week, as did the Pac-12 Conference as its player of the week honoree.

**Pac-12 PLAYER OF THE WEEK:** Askia Booker was named the Pac-12 Conference player of the week (Dec. 2-8) for the second time. He also earned the award last season (Nov. 19, 2012) after being named the MVP of the Charleston Classic. The weekly conference honor was CU's fourth in the Pac-12. On the CU campus, Booker won his first CU Athlete of the Week honor (third overall).

**INDIVIDUAL TRENDS:** Spencer Dinwiddie owns the team's top two scoring games this season (28 at Colorado State, 24 vs. UC Santa Barbara) • Three players are making over 50 percent of their shots: Josh Scott (.538), Xavier Johnson (.526) and Wesley Gordon (.500) • Tre'Shaun Fletcher hasn't taken as many shots as the other three, but still making 51.9 FG% • Dinwiddie has

#### CU All-Time in AP Polls

- CU is ranked No. 20 this week.
- CU has been ranked in 34 polls all-time.
- A top 10 ranking nine times.
- Highest ranking was No. 6, Dec. 18, 1963, the third poll of that season.
- Consecutive weeks ranked: 10 – last 7 polls of 1969, first three of 1970; in one season - 8; last 8 polls of the 1997 season.
- Most times ranked in one season – 8 in 1997; 7 in 1969; 6 in 1963.
- The AP poll was 20 teams from 1949-60, 10 teams from 1961-68 and back to 20 from 1969-1989, then 25 since 1990.

Season	Poll#	Date	Rank
1953	2	Dec. 23	18
1955	Final	Mar. 8	15
1961	2	Dec. 20	15
1962	10	Feb. 20	9
1962	11	Feb. 27	9
1962	Final	Mar. 13	9
1963	2	Dec. 11	8
1963	3	Dec. 18	6
1963	9	Jan. 29	8
1963	10	Feb. 5	7
1963	11	Feb. 12	7
1963	Final	Mar. 12	10
1969	7	Jan. 14	20
1969	8	Jan. 21	17
1969	9	Jan. 28	17
1969	10	Feb. 4	20
1969	11	Feb. 11	14
1969	12	Feb. 18	18
1969	Final	Mar. 4	18
1970	Pre	N/A	10
1970	1	Dec. 9	17
1970	2	Dec. 16	16
1970	4	Dec. 30	20
1997	10	Jan. 21	18
1997	11	Jan. 28	18
1997	12	Feb. 4	15
1997	13	Feb. 11	15
1997	14	Feb. 18	21
1997	15	Feb. 25	19
1997	16	Mar. 4	18
1997	Final	Mar. 11	24
2012	3	Nov. 19	23
2012	4	Nov. 26	19
2013	6	Dec. 9	21
2014	7	Dec. 16	20

**HOME SWEET HOME:** The Boyle coaching staff is an impressive 52-7 (.881) at the Coors Events Center.

•The men's basketball team is 366-158 (.698) at the Events Center in 34 seasons.

**Most Wins at Home Any 3-Year Span**

45-7 (.865): 2009-2012

44-7 (.863): 2010-13

39-14 (.736): 2008-11

**Balch Fieldhouse Record:** 298-115

(.722): 1937-1979 (41 years: no seasons in 1942-43 & 1943-44 [WWII])

• CU sold out seven of 15 games in 2012-13 (Colorado State: 11,708; Stanford: 11,212; Arizona: 11,120; Oregon: 11,013; Arizona State: 10,926; Wofford: 10,611; Air Force: 10,607).

• 17 sellouts (2013-14: 1; 2012-13: 7; 2010-11: 5; 2011-12: 4). CU is 14-3 in sell-out games at the Coors Events Center.

• 12 of 15 home games exceeded 10,000 fans (school record) last season.

• CU was second behind Arizona in all games attendance (avg.: 10,392) & third in conference games (avg.: 10,486) behind Arizona & UCLA.

• CU sold out the home/season opener with 10,611 in attendance. It was also the largest non-conference home crowd (essentially in school history) to see a season/home opener.

• 11,708 against Colorado State (Dec. 5, 2012) was the most attended game - men's or women's at the CEC.

• CU's home win over California (70-57) on Senior Day (Feb. 26, 2012) was the 500th game at the Coors Events Center.

• School record for conference-only attendance in 2012-13 (10,486) and first time ever conference home games average over 10,000. Previous two seasons: 9,809 (2010-11) and 9,160 (2011-12), first time 9k in back-to-back-to-back seasons.

led in scoring five of six games (one shared w/ Booker vs. KU); Scott and Gordon have led or shared in rebounding in nine of 11 games, Xavier Johnson led the team against KU and Elon; Dinwiddie has led in assists the last three games (5.8 avg.) • Four of the five CU freshmen (including RS-Wesley Gordon) have netted at least 10+ points in one game this season, except Tre'Shaun Fletcher (season-high 9 points).

**SEVEN-GAME HOME WINNING STREAK:**

The Buffs have won all eight of their home games out-scoring the opponent 80.2-to-66.0; shooting 48.2 FG% to the opponents 41.7% and at the FT line: 70.3-to-63.7; Out-rebounding their opponents: 40.6-to-28.0 • Four of the eight games were single digit wins (3 pts. vs. Kansas; 5 pts. vs. Wyoming; 8 pts. vs. UC Santa Barbara; 8 pts. vs. Harvard) • Four players averaging 11 or more points: Spencer Dinwiddie (15.6 ppg.), Josh Scott (12.4 ppg), Xavier Johnson (11.8), Askia Booker (11.4), • Six home games in November were the most ever played during the month and the eight games overall (6 at home, 1 away, 1 neutral) are also the most in school history during November.

**AGAINST RANKED OPPONENTS**

• The Buffs have defeated two or more ranked teams eight times in the history of the AP poll, and three of those eight streaks have come under Tad Boyle. The longest streak is three games, accomplished twice, first spanning two seasons from December 12, 1960 to January 6, 1962; and then again in the 1991-92 season from February 5-19. • Only four times have the Buffs defeated three or more ranked teams in the same season, with two of those four seasons coming under Tad Boyle in the last three years. The Buffs defeated four ranked teams in 2012-13, 2010-11, and 2002-03, and have three such wins in 1991-92.

• CU has defeated 54 ranked teams (AP poll) in its history dating back to 1949-50. Tad Boyle now has 10 wins over ranked teams.

• In the history of the Coors Events Center (1979-80), the Buffs have defeated ten top 10 ranked teams (AP poll) in the building's history. CU's 75-72 win over No. 6 Kansas (Dec. 7, 2013), four of the ten have been come under Tad Boyle. The other Buffs wins were over No. 9 Arizona last season; No. 5 Texas and No. 8 Missouri in 2010-11.

**Pac-12 MBB Oldest/Youngest:** Doug Tammaro, MBB contact at Arizona State had nothing better to do than research the youngest/oldest players in the Pac-12 (with a little help from the 11 other contacts):

**OLDEST:**

Keaton Hayenga, Washington St. 7/10/88

**CU Career Rankings**

**Scoring**

24. Larry Vaculik	1975-78	1084
25. Austin Dufault	2008-12	1076
26. <b>Spencer Dinwiddie 2011-pre.</b>	<b>1035</b>	
31. Toney Ellis	1977-80	990
32. Randy Robinson	1988-93	980
33. Fred Edmonds	1993-97	943
34. Jaquay Walls	1998-00	929
35. Jo Jo Hunter	1979-81	922
36. Mack Tuck	1993-96	920
37. Jacques Tuz	1978-82	867
38. Kenny Price	1997-99	859
39. <b>Askia Booker 2011-pre</b>	<b>853</b>	

**Assists**

20. Nick Mohr	1998-02	219
21. Michael Lee	1984-88	213
22. James Wright	2001-03	208
Jacques Tuz	1977-82	208
24. <b>Spencer Dinwiddie 2011-pre.</b>	<b>207</b>	
Antoine McGee	2002-06	200
25. Clayton Bullard	1975-79	167
41. <b>Askia Booker 2011-pre.</b>	<b>141</b>	

**Minutes**

23. David Harrison	2001-04	2,480
24. <b>Spencer Dinwiddie 2011-pre.</b>	<b>2,405</b>	

**Game Starts**

11. Will Smith	1996-00	86
12. Mike Reid	1982-86	82
13. David Harrison	2001-04	81
14. <b>Spencer Dinwiddie 2011-pre.</b>	<b>80</b>	

**3-Field Goal Percentage**

3. Levi Knutson, 2007-11	129-328	.393
4. <b>Spencer Dinwiddie, 2011-pre.</b>	<b>105-275</b>	<b>.382</b>
Chauncey Billups, 1995-97	120-of-314	.382

**Free Throw Percentage**

2. Jo Jo Hunter	1979-91	186-219	.849
t-3. <b>Spencer Dinwiddie 2011-pre.</b>	<b>392-473</b>	<b>.829</b>	
4. Cory Higgins, 2007-2011	570-of-691		.825

Jordan Bachynski, Arizona State 9/6/89  
Richard Amarti, Oregon 10/16/89

**YOUNGEST:**

Chance Murray, Arizona State 11/21/95  
Dustin Thomas, Colorado 7/26/95  
Josh Hawkinson, Washington St. 6/23/95

**CARDIAC BUFFS:** Under Tad Boyle (118 games), the Buffs have had more than their fair share of close games. In games decided by three points or less in the Boyle Era, CU is 14-7 (4-3 in one-point games, 7-1 in two-point games and 3-3 in three-point games ... and 10-4 against league opponents, 6-3

**FREE THROW SHOOTING:** Career percentages at the charity stripe with under 5 and 2 minutes (and overtime) to play for the current players on the roster.

**5:00-2:01**

Stalzer/Talton	2-of-2	100%
Booker	20-of-24	83.3%
Scott	9-of-11	81.8%
Dinwiddie	47-of-63	74.6%
Mills	2-of-3	66.7%
Johnson	2-of-4	50.0%
Gordon	1-of-2	50.0%
Hopkins	0-of-2	0.0%
Fletcher	0-of-1	0.0%

**2:00-0:00**

Fletcher	2-of-2	100%
Dinwiddie	83-of-97	85.6%
Scott	3-of-4	75.0%
Mills	3-of-5	60.0%
Talton	3-of-5	60.0%
Johnson	7-of-13	53.9%
Booker	22-of-36	61.1%
Stalzer	1-of-2	50.0%
Gamble	0-of-2	00.0%
King	0-of-2	00.0%

**OT 5:00-2:01**

Dinwiddie	4-of-4	100%
Scott	1-of-1	100%
Johnson	3-of-6	50%

**OT 2:00-0:00**

Dinwiddie	2-of-2	100%
Booker	2-of-3	66.7%

**Combined Total**

Scott	13-of-16	85.7%
Dinwiddie	136-166	81.9%
Stalzer	3-of-4	75.0%
Talton	5-of-7	71.4%
Booker	44-of-63	69.8%
Fletcher	2-of-3	66.7%
Mills	5-of-8	62.5%
Johnson	12-of-23	52.2%
Gordon	1-of-2	50.0%
Gamble	0-of-2	00.0%
Hopkins	0-of-2	0.0%
King	0-of-2	00.0%

vs. Pac-12, 4-1 vs. Big 12). And there were three overtime games that were decided by four or more points, so that means 23 games ended after regulation with the margin between 0 and 3 points.

**WOODEN WATCH LIST:** For the second straight year, junior guard Spencer Dinwiddie was named to the preseason Top 50 candidates for the John R. Wooden Award. The 50 student-athletes were chosen by a preseason poll of national college basketball experts. Dinwiddie was a Pac-12 Conference first team selection a year ago, in addition to playing with Team USA at the World University Games this past summer. He is one of six players from the Pac-12 and one of 10 juniors selected as the early front-runners for the sport's most prestigious honor.

**NON-CONFERENCE SLATE:** The CU non-conference slate is the most competitive in its history where nine of the 13 opponents won 18 or more games a year ago. Eight made one of the four post-season tournaments, including four to the NCAA Tournament. Overall, CU's opponent's record a year ago achieved a 248-176 mark (.585).

**SOLD OUT:** For the first time ever, men's basketball tickets at the Coors Events Center are sold out for the 2013-2014 season (all 18 home games). There will be a limited number of single game tickets based on availability (ranging from \$50-\$65). Individual game tickets for all games are available, except for Arizona, UCLA and Oregon, which are sold out. Of the 11,064 seating capacity of the Events Center 7,160 seats are used for season tickets.

**BUFFS IN THE NBA:** For the second time in as many years, CU has four former basketball players on opening day NBA rosters in 2013 (Chauncey Billups, Pistons; Alec Burks, Jazz; Chris Copeland, Pacers; Andre Roberson, Thunder).

**Pac-12 MEDIA VOTE:** The Buffaloes were selected third in the preseason media vote. It's the highest pre-season placing for CU since 2003-04 when the Big 12 media predicted CU sixth. The Buffs finished one vote behind UCLA for second place with Arizona at the top. The predicted winner has not won the league the past three years and four of the past five years.

**LAST SEASON REVIEW:** CU made back-to-back NCAA Tournaments appearances (2011-12 & 2012-13) for the first time since 1961-62 & 1962-63 (50 years) • Tad Boyle is the first CU head coach since Sox Walseth to lead the Buffs to back-to-back NCAA Tournament appearances • The 2012-13

**Tad Boyle Career Record in Close Games (four years at Colorado)**

**Single-Digit Games (1-9 pts.): 37-21  
2013-14: 5-0**

Home: 4-0  
Away: 1-0  
Neutral: -

**2012-13: 11-8**

Home: 3-3  
Away: 5-4  
Neutral: 3-1

**2011-12: 11-4**

Home: 6-0  
Away: 2-3  
Neutral: 3-1

**2010-11: 10-9**

Home: 6-2  
Away: 2-5  
Neutral: 2-2

**1-5 Point Games Overall: 22-10**

Home: 10-3  
Away: 6-6  
Neutral: 6-1

**1-Point Margin: 4-3**

Home: 2-0  
Away: 1-2  
Neutral: 1-1

**2-Point Margin: 7-1**

Home: 3-0  
Away: 1-1  
Neutral: 3-0

**3-Point Margin: 3-3**

Home: 1-2  
Away: 2-1

**4-Point Margin: 3-2**

Home: 1-1  
Away: 1-1  
Neutral: 1-0

**5-Point Margin: 5-1**

Home: 3-0  
Away: 1-1  
Neutral: 1-0

**OT Games: 2-4**

Home: 1-2  
Away: 1-2

**Double-OT Games: 1-0**

Home: 1-0

**#0 Askia Booker • Los Angeles, Calif. (Price HS)**

**Guard • 6-2 • 170 • Jr. • 2L**

- Communication major; interested in creative writing.
- Third in scoring (11.5); second in assists (1.7, 21) and steals (14).
- Has taken more than 10 shots in nine games this season.
- 30-footer at buzzer to beat No. 6/6 Kansas (Dec. 7) at CU.
- Pac-12 Player of the Week (Dec. 9).
- Career-best 6 assists vs. Jackson State (Nov. 16).
- Iced the win at CSU with two FTs with three seconds to play.

**#1 Wesley Gordon • Colorado Springs, Colo. (Sierra HS)**

**Forward • 6-9 • 225 • RS-Fr.**

- Anthropology major – cultural anthropology is his focus.
- Redshirt-freshman in 2013-14 (four years of eligibility).
- Second in rebounding (6.3); fifth in scoring (7.6 ppg.).
- Led team in rebounding four times (one shared).
- Tied a season-high eight rebounds at Colorado State, also tied defensive high with seven.
- Only Josh Scott (31) has more offensive rebounds (20).
- Six games with at least six rebounds in a game.
- Has six blocked shots in his last three games; team leader (12).

**#2 Xavier Johnson • Los Angeles, Calif. (Mater Dei HS)**

**Forward • 6-7 • 220 • So. • 1L**

- Double major: ethnic studies and communication.
- Started all nine games played; missed two games w/ injury.
- Shooting 52.6 FG% in eight games.
- Career-best 15 rebounds vs. Elon.
- Six times scored 10+ points
- Tied career-high three steals in home vs. Kansas.
- Last season: 8 starts (team rank): 51.4 FG% (1st); 5.9 rpg. (2nd); 71 FGM (2nd); 11.0 ppg. (t-3rd); 28.4 mpg.
- 15 games off the bench (team rank): 51.5 FG% (2nd); 6.5 ppg. (5th); 3.5 rpg. 18.7 mpg. • 1st on team in FG% (51.5).

**#3 Xavier Talton • Sterling, Colo. (Sterling HS)**

**Guard • 6-2 • 180 • So. • 1L**

- Double major: marketing and sociology.
- Career-best 13 pts. vs. Jackson St.; career-best 6 rebs. vs. Elon
- Season-high 16.0 minutes off the bench (7.3 mpg. last year).
- Career-high 4 assists (at Air Force, UC Santa Barbara).

**#5 Eli Stalzer • Brea, Calif. (Mater Dei HS)**

**Guard • 6-3 • 190 • So. • 1L**

- Accepted into CU's College of Music (Oct. 2012).
- College major is music (is a pianist) • Six games played.

**#10 Tre'Shaun Fletcher • Tacoma, Wash. (Lincoln HS)**

**Guard/Forward • 6-7 • 200 • Fr. • HS**

- Open Option major in CU's College of Arts and Sciences.
- First CU MBB student-athlete from the state of Washington since the 1999-2000 season (Sam Sanders).
- 10.3 mpg.; Season-best 9 points vs. Arkansas State (Nov. 18).
- Season-best 5 rebounds at Colorado State.

**#12 Kevin Nelson • Albuquerque, N.M. (Albuquerque Acad.)**

**Guard • 6-2 • 185 • Sr.**

- Finance major • Missed 2012-13 season with broken right ankle.
- Played in four games this season.

**#13 Dustin Thomas • Texarkana, Texas (Pleasant Grove HS)**

**Forward • 6-7 • 220 • Fr. • HS**

- Open Option major in CU's College of Arts and Sciences.
- Played in all 11 games (14.5 mpg., 5.1 ppg., 3.1 rpg.).
- Season-best 13 pts. vs. Jackson State (Nov. 16).
- Season-best five rebounds - all offensive at Colorado State.
- Grabbed 3+ rebounds in seven games • 7 offensive rebounds in the last three games; only 4 in the first eight games.

**#14 Beau Gamble • Boulder, Colo. (Fairview HS)**

**Guard • 6-0 • 180 • Sr. • 1L**

- Communication major – interested interning with the Pac-12.
- Toured Lithuania with Athletes in Action during the summer.
- Played in four games this season.

**#15 Brett Brady • Highlands Ranch, Colo. (Highlands Ranch HS)**

**Guard • 6-1 • 160 • So. • 1L**

- Applied Mathematics major • Practice player in 2012-13.
- Four games with a pair of three-pointers.

**#23 Jaron Hopkins • Mesa, Ariz. (Dobson HS)**

**Guard • 6-5 • 190 • Fr. • HS**

- Open Option major in College of Arts & Sciences.
- Double-digit points three times • 4 starts: 6.3 ppg., 3.8 rpg., 1.8 apg.
- 16.8 minutes per game, 5.4 ppg., 2.6 rpg., 1.3 apg.
- Season-best three, three-pointers at Air Force (all in 1st Half).
- Of CU's true-freshmen, averaging the most minutes (16.8 mpg.).
- Scored a 10 points, 4 rebounds, 2 steals, 2 treys at Colorado State.

**#24 George King • San Antonio, Texas (Brennan HS)**

**Guard/Forward • 6-5 1/2 • 208 • Fr. • HS**

- College major is psychology • Played in all 10 games.
- Season-best 11 points vs. Arkansas State; 7 boards vs. Jackson St.

**#25 Spencer Dinwiddie • Woodland Hills, Calif. (Taft HS)**

**Guard • 6-6 • 200 • Jr. • 2L**

- Communication major; interested in broadcasting.
- 30th player in school history with 1,000 points (1,035).
- Only Pac-12 player on World University Games summer roster.
- Tied career-high seven assists in wins over Elon & Kansas.
- Leading the team in scoring (15.5 ppg.), assists (4.0 apg.).
- Scoring double-digits 10 of 11 games this season.
- Has led CU in scoring six times and assists seven times.
- Top-50 Watch Lists: Cousy, Naismith, Wooden.

**#32 Ben Mills • Hartland, Wis. (Arrowhead HS)**

**Center • 7-0 • 230 • Sr. • 3L**

- College major is English with an emphasis in creative writing.
- Enjoys writing fiction short stories • Events Center fan favorite.
- Scored a key four points, three rebounds in home win vs. Kansas.
- Played in seven games (2.6 ppg., 1.4 rpg.).

**#40 Josh Scott • Monument, Colo. (Lewis-Palmer HS)**

**Forward • 6-10 • 245 • So. • 1L**

- College major is psychology (is an education major).
- 2012-2013 All-Pac-12 Freshman Team.
- Leading CU in rebounding (8.6 rpg.); second in scoring (12.4 ppg.)
- Led team in rebounding seven of 11 games (3 shared).
- Led team in scoring four times (nine overall).
- Scoring double-digits nine of 11 games this season.

### 2013-14 Pac-12 (Dec. 16) & National Statistics (Dec. 16)

Category/Name	All Games		Pac-12		National	
	Rank	Stat	RK	Stat	RK	Stat
Scoring Offense	8th	77.3	-	-	88	77.3
Scoring Defense	4th	65.4	-	-	56	65.4
Scoring Margin	6th	+11.9	-	-	45	11.9
Field Goal %	8th	.456	-	-	132	.456
Field Goal % Defense	8th	.411	-	-	97	.411
Free Throw %	7th	.705	-	-	143	.705
3-Point Field Goal %	10th	.320	-	-	224	.320
3-Point FG Pct. Defense	7th	.348	-	-	209	.348
Rebounding Offense	2nd	40.4	-	-	-	-
Rebounding Defense	2nd	30.1	-	-	-	-
Rebounding Margin	2nd	+10.3	-	-	11	10.3
Blocked Shots	11th	3.1	-	-	238	3.1
Assists	11th	13.7	-	-	128	13.7
Steals	5th	7.1	-	-	103	7.1
Turnover Margin	3rd	+1.2	-	-	117	1.2
Assist/Turnover Ratio	11th	1.1	-	-	150	1.1
Offensive Rebounds	5th	12.2	-	-	-	-
Defensive Rebounds	3rd	28.2	-	-	-	-
Defensive Rebound %	<b>1st</b>	<b>.779</b>	-	-	-	-
Offensive Rebound %	3rd	.355	-	-	-	-
3-Point FG Made	t-8th	5.8	-	-	201	5.8

#### Individuals • All Games

##### Scoring

Spencer Dinwiddie	14th	15.5	-	-	-	-
Josh Scott	26th	12.4	-	-	-	-

##### Rebounding

Josh Scott	7th	8.6	-	-	75	8.6
Wesley Gordon	20th	6.3	-	-	-	-

##### FT%

Spencer Dinwiddie	5th	.860	-	-	-	-
Josh Scott	13th	.820	-	-	-	-

##### Assists

Spencer Dinwiddie	12th	4.0	-	-	-	-
-------------------	------	-----	---	---	---	---

##### Blocks

Wesley Gordon	t-8th	1.3	-	-	173	1.3
---------------	-------	-----	---	---	-----	-----

##### Steals

Spencer Dinwiddie	8th	1.5	-	-	217	1.6
Xavier Johnson	11th	1.4	-	-	-	-

##### Assist-Turnover Ratio

Spencer Dinwiddie	6th	2.4	-	-	80	2.44
-------------------	-----	-----	---	---	----	------

##### Offensive Rebounds

Josh Scott	5th	3.0	-	-	-	-
Wesley Gordon	t-12th	2.2	-	-	-	-

##### Defensive Rebounds

Josh Scott	8th	5.6	-	-	-	-
------------	-----	-----	---	---	---	---

##### Double-Doubles

Josh Scott	t-2nd	4	-	-	-	-
------------	-------	---	---	---	---	---

NCAA Appearance is CU's first at-large invite since 2002-03 • In 12 NCAA Tournament appearances, the Buffs are 10-14 (.417) with two Final Fours (1942 & 1955) • For the first time in 112 years of CU basketball, three consecutive post-season appearances was a school-first in post-season play (2010-11 NIT semifinal, 2011-12 NCAA 3rd Round, 2012-13 NCAA 2nd Round).

**MORE COACH BOYLE** (last year): First CU men's coach to guide the team to three-straight 20+ winning seasons • The 69 victories over the last three years, most wins in any three-year span in school history • The 21 wins last year was the fifth time a CU team has won that many games in a season (24 games won in each of the 2010-2011 and 2011-2012 seasons).

**2012-2013 TEAM NOTES:** No. 1 in Pac-12 Conference-only defense (62.2 ppg.) • No. 1 in Pac-12 Conference Team (all games) 3-Point Defense (32.0) • Defeated four ranked opponents, a first since 2002-03 • Won three-straight road conference games for the first time since 2000-01 • Charleston Classic Champions • CU was No. 19 AP/USA Today Coaches' Poll (Nov. 26); AP No. 23 ranked (Nov. 19) – a school-first being nationally ranked since the 2005-06 season.

**5TH PLACE OR BETTER:** Last season was the third straight year CU finished the conference season in fifth place in the final standings (twice: Pac-12, once: Big 12). The three conference placings of fifth place or better is the first time since the 1968-71 seasons (Cliff Meely years), CU finished that consistent among the top-five in three-consecutive seasons (1968-69: 1st; 1969-70: t-3rd; 1970-71: t-5th).

**CU RADIO:** Joining 10-year KOA sports director and play-by-play caller Mark Johnson on CU men's basketball broadcasts during the 2013-14 season will be former CU great Scott Wilke.

Wilke played for the Buffaloes from 1984-88 and is one of 30 players in school history to score over 1,000 points (he's 11th overall with 1,366). He still ranks in a number of categories in the CU record book. Entering the 2013-2014 season, Wilke is ninth in field goals made (527) and field goal percentage (.536); 18th in minutes played (2,564); 20th in rebounding (576); t-24th in career games started (65); 24th in games played (110); and 38th in assists (153).

**OVER THE YEARS WITH CU:** Here's a look at CU basketball over the last 17 years with each head coach at the helm in Pac-12 & Big 12 play (all games stats listed). Bold indicates the best stat. Of the six categories, coach Boyle owns four of them.

#### TAD BOYLE

Years	PPG	FG %	3-Pt.%	FT%	To	W's
2013-14	77.3	.456	.320	.705	12.8	10
2012-13	67.6	.433	.344	.686	13.3	21
2011-12	67.5	.446	.348	.691	13.0	<b>24</b>
2010-11	80.1	<b>.475</b>	.374	<b>.778</b>	<b>11.6</b>	<b>24</b>

#### JEFF BZDELIK

Years	PPG	FG %	3-Pt.%	FT%	To	W's
2009-10	74.6	.473	<b>.388</b>	.766	13.2	15
2008-09	62.9	.454	.346	.731	14.1	9
2007-08	62.4	.451	.343	.684	13.4	12

#### RICARDO PATTON

Years	PPG	FG %	3-Pt.%	FT%	To	W's
2006-07	69.1	.417	.313	.655	17.5	7
2005-06	76.8	.434	.342	.646	14.0	20
2004-05	71.6	.435	.353	.629	14.4	14
2003-04	74.2	.464	.372	.621	14.6	18
2002-03	75.2	.443	.326	.669	14.0	20
2001-02	79.7	.453	.357	.677	17.0	15
2000-01	<b>80.6</b>	.460	.359	.715	16.5	15
1999-00	75.2	.426	.339	.686	14.3	18
1998-99	73.1	.414	.344	.702	14.7	18
1997-98	71.4	.404	.346	.688	14.3	13
1996-97	73.1	.420	.362	.681	13.9	22

### 2013-2014 Game Leaders & Career Scoring Double-Digits

	'13-14	Career
Spencer Dinwiddie	10	57
Askia Booker	8	44
Josh Scott	9	25
Xavier Johnson	6	18
Jaron Hopkins	3	3
Wesley Gordon/George King	2	2
Xavier Talton/Dustin Thomas	1	1

### Double-Digit Rebounding Games

	'13-14	Career
Josh Scott	4	9
Xavier Johnson	1	4
Wesley Gordon	1	1

### Double-Doubles

	'13-14	Career
Josh Scott	4	6
Xavier Johnson	1	3

### 20-Point Games

	'13-14	Career
Spencer Dinwiddie	2	10
Askia Booker	-	2
Josh Scott	1	3
Xavier Johnson	-	1

### Led in Scoring

	'13-14	Career
Spencer Dinwiddie	6	30
Askia Booker	2	17
Josh Scott	4	9
Xavier Johnson	-	3

### Reb. Leaders

	'13-14	Career
Josh Scott	7	12
Wesley Gordon	3	3
Xavier Johnson	2	5
George King	1	1
Askia Booker/S. Dinwiddie	-	1

### Assist Leaders

	'13-14	Career
Spencer Dinwiddie	7	34
Askia Booker	2	18
Xavier Talton	1	3
Josh Scott	-	1
Wesley Gordon	1	1
Jaron Hopkins/X. Johnson	1	1

### Steal Leaders

	'13-14	Career
Spencer Dinwiddie	5	22
Askia Booker	4	18
Xavier Johnson	3	4
Josh Scott	2	5
Jaron Hopkins/Xavier Talton	2	2
Wesley Gordon/T. Fletcher	1	1
Mills/Stalzer	-	1

### Block Leaders

	'13-14	Career
Spencer Dinwiddie	3	13
Josh Scott	3	11
Xavier Johnson	2	8
Wesley Gordon	5	5
Tre'Shaun Fletcher	1	1
Xavier Talton	1	1

### Career Games

	Starts	Career Gm
Spencer Dinwiddie	80	80
Askia Booker	45	79
Ben Mills	-	39
Josh Scott	41	42
Xavier Johnson	27	42
Xavier Talton	-	43
Eli Stalzer	-	31
Beau Gamble	-	9
Wesley Gordon	9	9
Tre'Shaun Fletcher	-	11
Dustin Thomas	-	11
Jaron Hopkins	4	11
George King	-	11

### THE LAST TIME ...

20-Point Scorer: 28, Spencer Dinwiddie at Colorado State, Dec. 3, 2013

30-Point Scorer: 33, Alec Burks, vs. Texas, Feb. 26, 2011

40-Point Scorer: 42, Jaquay Walls, Iowa State (ot), Feb. 19, 2000

Two 20-point Scorers in Same Game: vs. California: Alec Burks (25), Cory Higgins (22), March 18, 2011

Three 20-point Scorers in Same Game: vs. Oklahoma State: Kal Bay (21), Dominique Coleman (20), Richard Roby (20), Feb. 3, 2007

Five Double-Figure Scorers in Same Game: Stanford, Jan. 27, 2013: Askia Booker (13), Spencer Dinwiddie (12), Andre Roberson (12), Josh Scott (12), Xavier Johnson (11)

Six/Seven Double-Figure Scorers in Same Game: vs. Jackson State, Nov. 16, 2013: Askia Booker (15), Xavier Talton (13), Dustin Thomas (13), Jaron Hopkins (12), Spencer Dinwiddie (11), Josh Scott (11), Wesley Gordon (10).

Double-Double Performance: Xavier Johnson (12 pts., 15 rebs.) vs. Elon, Dec. 13, 2013;

Josh Scott (12 pts., 13 rebs.) vs. Elon, Dec. 13, 2013

Triple-Double Performance: David Harrison (20 points, 10 rebounds, 11 blocks), Nebraska, Mar. 8, 2003

Player with 20 or More Rebounds: 21, Stephane Pelle, Stetson, Nov. 24, 2002; 20, Andre Roberson, Stanford, Jan. 27, 2013; 20, Andre Roberson at Fresno State, Dec. 12, 2012

Player with 15 or More Rebounds: 15, Xavier Johnson vs. Elon, Dec. 13, 2013;

15, Andre Roberson, Arizona State, Feb. 16, 2013

Player with 10 or More Rebounds: 15, Xavier Johnson vs. Elon, Dec. 13, 2013;

13, Josh Scott vs. Elon, Dec. 13, 2013

Last Pair with 15+ rebounds in same game: Andre Roberson (15)/Alec Burks (15) vs. Iowa State (Mar. 9, 2011, at Kansas City); Cliff Meely (21) and Mike Colman (15) vs. Missouri, Mar. 8, 1969

Player with 10 or More Assists: 10, Marcus Hall, vs. Baylor (2ot), Kansas City, Mar. 13, 2008

Player with Five or More Steals: 6, Spencer Dinwiddie vs. Jackson State, Nov. 16, 2013

6, Alec Burks vs. Yale, Dec. 29, 2009;

Player with Six or More Three-Point FGs Made: 6, Levi Knutson, at Kansas State (Jan. 12, 2011) and vs. Oregon State (Dec. 4, 2010)

Player with Five or More Blocked Shots: 7, Andre Roberson, Oregon, Feb. 4, 2012

Scored 100+Points, Team: 104, Longwood (59), Dec. 19, 2010; 101, vs. Texas Tech (90), March 6, 2010

Scored under 49 Points, Team: 49 vs. Illinois (57), Mar. 22, 2013

Scored under 39 Points, Team: 35, vs. Texas (78), Kansas City, Mo., Mar. 10, 2000

Shot 60.0 Percent or Better from the Field, Team: 66.7, Northern Arizona, Dec. 21, 2012

Shot Under 35.0 Percent from the Field, Team: 33.3 vs. Baylor, Nov. 8, 2013; vs. Illinois, Mar. 22, 2013

Made 30 or More Free Throws, Team: 34, vs. Oklahoma State, Jan. 15, 2011

Made 10 or more Three-Point Field Goals, Team: 12 vs. Utah, Dec. 31, 2011

Had 50 or More Rebounds, Team: 52 vs. Hartford, Dec. 29, 2012; 51 at USC, Jan. 26, 2012

Had 25 or more Assists, Team: 27 vs. Cal State Northridge, Dec. 22, 2009

Had 15 or More Steals, Team: 19, vs. Savannah State, Jan. 3, 2006; 15 vs. USC, Jan. 10, 2013

Had 10 or More Blocked Shots, Team: 10, vs. Pepperdine, Dec. 4, 2006

Had Fewer than 7 Turnovers, Team Since 2005 (Coach Boyle teams are indented)

4, at Iowa St., Jan. 30, 2010 (L, 63-64);

5, vs. California, Feb. 26, 2012 (W, 70-57);

5, vs. California, Mar. 18, 2011 (W, 89-72);

5, vs. Nebraska, Mar. 5, 2011 (W, 67-57);

5, vs. Baylor, Jan. 12, 2010 (W, 78-71);

5, vs. Utah, Dec. 7, 2005 (W, 76-52);

6, vs. Stanford, Feb. 23, 2012 (L, 50-74);

6, vs. Arizona, Jan. 21, 2012 (W, 64-63)

6, vs. Kansas, Jan. 25, 2011 (L, 78-82);

6, vs. Baylor, Nov. 8, 2013 (60-72); at California, Mar. 2, 2013 (L, 46-62); 6 vs. San Francisco, Dec. 1, 2009 (W, 78-54). 7, vs. Colorado State, Dec. 5, 2012 (W, 70-61); 7, vs. Oregon, Mar. 8, 2012 (W, 63-62);

7, vs. Georgia, Nov. 28, 2011 (W, 70-68); 7, at Iowa State, Mar. 2, 2011 (L, 90-95);

CU RECORD WHEN...	2014 '13-14		2013 '12-13		2012 '11-12		2011 '10-11	
	Pac-12	All	Pac-12	All	Pac-12	All	Big 12	All
Leading at halftime:	-	7-0	8-3	16-4	13-2	19-3	4-2	17-3
Trailing at halftime:	-	3-1	3-6	5-8	2-5	5-8	5-7	6-9
Tied at halftime	-	-	-	-	-	-	1-0	1-1
Shoot 50-59 percent:	-	2-0	3-1	6-1	2-1	5-1	4-0	11-0
Shoot lower than 49.9%:	-	8-1	6-3	10-4	10-3	16-8	5-9	13-12
Shoot lower than 39.9%:	-	0-1	2-5	5-7	3-3	3-3		
Higher % than oppt.:	-	7-0	9-2	19-3	14-1	23-2	8-1	19-1
Lower % than oppt.:	-	3-1	2-7	2-9	1-6	1-10	2-8	5-12
Score 40-49 points:	-	-	1-1	1-2	-	-	-	-
Score 50-59 points:	-	-	1-4	2-5	4-3	4-5	1-0	1-0
Score 60-69 points:	-	2-1	3-2	5-3	4-4	5-5	1-4	1-5
Score 70-79 points:	-	3-0	5-1	7-1	6-0	10-1	4-3	5-5
Score 80-89 points:	-	2-0	1-1	5-1	2-1	4-1	2-1	10-2
Score 90-99 points:	-	3-0	-	1-0	-	1-0	2-1	6-1
Score 100+	-	-	-	-	-	-	-	1-0
More rebounds than oppt:	-	8-0	10-7	18-6	10-1	17-2	8-2	19-2
Fewer rebounds than oppt.:	-	2-1	1-2	3-6	5-5	7-9	2-6	4-10
Same amount of rebounds:	-	-	-	-	0-1	0-1	0-1	0-1
Under 39 rebounds:	-	5-1	9-7	13-10	12-6	17-10	5-8	12-12
40-49 rebounds:	-	4-0	2-2	7-2	2-1	5-2	5-1	9-1
50+ rebounds:	-	1-0	-	1-0	1-0	2-0	-	2-0
Shooting FT 90+%:	-	-	0-1	0-1	-	-	1-0	1-0
Shooting FT 85-89%:	-	-	0-2	0-1	2-0	3-0	2-1	4-1
Shooting FT 80-84.9%:	-	2-0	1-0	1-1	2-1	5-1	5-2	6-3
Shooting FT 75-79.9%:	-	3-0	3-2	8-3	5-1	6-1	1-2	7-4
Shooting FT 70-74.9%:	-	2-0	2-1	2-2	1-0	2-0	0-2	3-2
Shooting Below 69.9%:	-	3-1	5-3	10-4	5-5	8-10	2-1	3-2
Fewer turnovers than oppt.	-	5-1	7-3	11-3	7-1	11-2	4-5	16-6
More/Same TO than oppt.	-	5-0	4-6	10-9	8-6	13-10	6-4	8-4
Games decided by 1-5 pts.	-	3-0	3-3	5-3	4-0	9-1	5-4	5-5
Games decided by 6-9 pts:	-	2-0	3-3	6-5	1-2	3-4	1-2	5-3
Games decided by 10+	-	5-1	5-3	10-4	10-5	12-7	4-3	14-4
Televised games:	-	10-1	11-9	19-11	13-7	18-11	9-9	21-12
Games vs. ranked oppts:	-	1-1	4-3	4-3	-	1-1	4-5	4-5
One Player Double Figures	-	-	1-2	1-3	0-1	0-2	-	-
Two Players 10+ pts.	-	1-0	1-2	3-4	2-2	2-2	1-3	1-3
Three Players 10+	-	2-1	6-3	8-3	8-1	10-4	4-3	6-6
Four Players 10+	-	5-0	2-1	7-1	2-3	7-4	4-3	13-4
Five Players 10+	-	1-0	1-1	2-1	3-0	5-0	1-0	3-0
Six Players in Double Figures	-	-	-	-	-	-	-	1-0
Seven Players in Double Figures	-	1-0						
More bench pts than oppt.:	-	6-0	3-2	7-2	9-11	3-4	5-2	16-2
Fewer bench pts than oppt.:	-	4-1	8-7	13-10	6-6	11-7	4-5	7-8
Same bench pts than oppt.:	-	-	-	1-0	-	0-1	1-2	1-3
Playing in November:	-	7-1	-	6-0	-	4-3	-	3-3
Playing in December:	-	3-0	-	4-2	1-0	4-1	-	6-1
Playing in January:	-	-	4-4	4-4	5-3	6-3	3-4	5-4
Playing in February:	-	-	5-2	5-2		5-2	5-2	4-3
Playing in March:	-	-	2-3	2-4		5-2	5-3	3-2

**KEARNEY JOINS CU STAFF:** Sean Kearney joins the CU men's basketball staff as the Director of Player Development. He replaces Tom Abatemarco, who resigned in June to become an assistant coach at Loyola Marymount.

Kearney brings 26 years coaching expertise to CU and was the University of Notre Dame Associate Head Coach from 2000 through 2009 under head coach Mike Brey. With the Irish, Kearney was part of nine post-season teams, including five NCAA Tournaments (Sweet 16 in 2003) and four NIT berths.

At Notre Dame, Kearney coached at least one player in his nine seasons that were named to the Big East All-Conference team, including a pair of conference player of year nominees, one rookie of the year, and nine first team selections.

"Sean is going to be a great addition to our staff," Boyle said. "Sean brings a lot of experience as an assistant and head coach, and has a great perspective. He's going to be a great-sounding board for me based on all the years of his experience he has in the game."

After Notre Dame, Kearney was the men's basketball head coach for one year at the College of the Holy Cross (2009-2010).

Prior to Notre Dame, Kearney spent nine years (1991-2000) at the University of Delaware where he helped the Blue Hens to four NCAA Tournament appearances and winners of the America East Conference four times. He was also an assistant coach at Northwestern (1988-1991) and as a volunteer assistant at Providence College (1986-87) with then-head coach Rick Pitino. The Friars advanced to the NCAA Final Four that season after winning the Southeast Regional.

Although not on the coaching sideline over the last three years (2010-13), Kearney was not far from the game, working as a color analyst for Irish radio broadcasts, in addition to Big East and Big Ten games with ESPN during the 2012-13 season. During October and November months, Kearney traveled throughout the country attending early season basketball practices at numerous college campuses.

"I have a great respect for what Coach Boyle and his staff has done in the three short years here in Boulder," Kearney said. "The achievements they already have, is remarkable, not only have they done it with coaching, but they also have done it with recruiting, and I think the sky is the limit right now with this group."

"I'm thrilled to be a part of that and hopefully have a positive impact myself. Certainly there's no need to re-invent the wheel around here, but if I can help a little bit, I'm anxious to do that in any area that Coach Boyle or his staff needs me to help in."

## 2013-2014 GAME LEADERS

Oppt.	Date	Points	Rebounds	Assists	Steals	Blocks
vs. Baylor	Nov. 8	Scott (15)	Scott (11)	Dinwiddie (4)	Johnson (3)	Dinwiddie (1), Fletcher (1), Scott (1)
<b>UT MARTIN</b>	Nov. 10	Scott (15)	Gordon (8), Scott (8)	Hopkins (3), Johnson (3)	Hopkins (2)	Gordon (2)
<b>WYOMING</b>	Nov. 13	Dinwiddie (15)	Scott (9)	Gordon (2)	Booker (2)	Johnson (1)
<b>JACKSON STATE</b>	Nov. 16	Booker (15)	King (7), Scott (7)	Booker (6), Dinwiddie (6)	Dinwiddie (6)	Gordon (2)
<b>ARKANSAS STATE</b>	Nov. 18	Scott (20)	Gordon (8)	Dinwiddie (5)	Booker (2), Dinwiddie (2)	Gordon (2)
<b>UC SANTA BARBARA</b>	Nov. 21	Dinwiddie (24)	Scott (7)	Talton (4)	Scott (4)	Dinwiddie (1)
<b>HARVARD</b>	Nov. 24	Dinwiddie (17)	Scott (11)	Booker (3)	Hopkins (1), Johnson (1)	Gordon (3)
at Air Force	Nov. 30	Scott (16)	Scott (13)	Dinwiddie (5)	Dinwiddie (2)	Gordon (2)
at Colorado State	Dec. 3	Dinwiddie (28)	Gordon (8)	Dinwiddie (4)	5 players w/ 2	Scott (3)
<b>KANSAS</b>	Dec. 7	Booker (15), Dinwiddie (15)	Johnson (6)	Dinwiddie (7)	Johnson (3)	Dinwiddie (1)
<b>ELON</b>	Dec. 13	Dinwiddie (17)	Johnson (13)	Dinwiddie (7)	3 players w/ 2	Johnson, Scott, Talton (1)

## 2013-2014 TEAM STATISTICS

Oppt.	1st	2nd	Score	FG	Pct.	3-Pt.	Pct.	FT	Pct.	O-Reb	D-Reb	Reb	Ast	TO	Blk	Stl	Fouls
vs. Baylor	22	38	60	22-66	.333	2-19	.105	14-22	.636	18	21	39	10	6	3	7	21
Oppt.	30	42	72	24-54	.444	8-20	.400	16-23	.696	12	30	42	12	13	3	2	23
<b>UT MARTIN</b>	<b>45</b>	<b>46</b>	<b>91</b>	<b>29-49</b>	<b>.592</b>	<b>5-14</b>	<b>.357</b>	<b>28-34</b>	<b>.824</b>	<b>9</b>	<b>37</b>	<b>46</b>	<b>19</b>	<b>18</b>	<b>3</b>	<b>8</b>	<b>18</b>
Oppt.	35	30	65	22-63	.349	12-29	.414	9-17	.529	10	16	26	13	12	1	5	24
<b>WYOMING</b>	<b>26</b>	<b>37</b>	<b>63</b>	<b>18-45</b>	<b>.400</b>	<b>3-12</b>	<b>.250</b>	<b>24-34</b>	<b>.706</b>	<b>12</b>	<b>23</b>	<b>35</b>	<b>4</b>	<b>14</b>	<b>1</b>	<b>5</b>	<b>19</b>
Oppt.	31	27	58	20-46	.435	7-21	.333	11-15	.733	5	19	24	11	13	3	5	29
<b>JACKSON STATE</b>	<b>46</b>	<b>48</b>	<b>94</b>	<b>28-45</b>	<b>.622</b>	<b>9-17</b>	<b>.529</b>	<b>29-43</b>	<b>.674</b>	<b>5</b>	<b>31</b>	<b>36</b>	<b>23</b>	<b>14</b>	<b>3</b>	<b>9</b>	<b>18</b>
Oppt.	35	35	70	25-64	.391	7-19	.368	13-19	.684	9	21	30	11	13	1	5	27
<b>ARKANSAS STATE</b>	<b>46</b>	<b>47</b>	<b>93</b>	<b>30-64</b>	<b>.469</b>	<b>9-23</b>	<b>.391</b>	<b>24-30</b>	<b>.800</b>	<b>12</b>	<b>30</b>	<b>42</b>	<b>16</b>	<b>9</b>	<b>5</b>	<b>6</b>	<b>16</b>
Oppt.	28	42	70	24-58	.414	7-19	.368	15-19	.789	6	24	30	11	16	4	5	21
<b>UC SANTA BARBARA</b>	<b>32</b>	<b>44</b>	<b>76</b>	<b>22-50</b>	<b>.440</b>	<b>4-18</b>	<b>.222</b>	<b>28-36</b>	<b>.778</b>	<b>10</b>	<b>24</b>	<b>34</b>	<b>12</b>	<b>13</b>	<b>1</b>	<b>12</b>	<b>12</b>
Oppt.	30	38	68	26-52	.500	11-28	.393	5-8	.625	5	20	25	17	17	1	9	26
<b>HARVARD</b>	<b>30</b>	<b>40</b>	<b>70</b>	<b>24-53</b>	<b>.453</b>	<b>8-19</b>	<b>.421</b>	<b>14-19</b>	<b>.737</b>	<b>13</b>	<b>33</b>	<b>46</b>	<b>12</b>	<b>15</b>	<b>6</b>	<b>2</b>	<b>11</b>
Oppt.	42	20	62	23-62	.371	7-23	.304	9-13	.692	9	20	29	13	10	3	10	17
at Air Force	34	47	81	27-58	.466	9-24	.375	18-24	.750	14	28	42	20	14	3	5	21
Oppt.	24	33	57	19-46	.413	6-22	.273	13-19	.684	4	21	25	12	18	4	4	18
at Colorado State	30	37	67	23-57	.404	3-19	.158	18-24	.750	12	26	38	9	14	5	11	21
Oppt.	34	28	62	19-57	.333	3-14	.214	21-27	.778	16	24	40	11	18	4	7	21
<b>KANSAS</b>	<b>33</b>	<b>42</b>	<b>75</b>	<b>23-56</b>	<b>.411</b>	<b>7-22</b>	<b>.318</b>	<b>22-37</b>	<b>.595</b>	<b>15</b>	<b>17</b>	<b>32</b>	<b>13</b>	<b>8</b>	<b>1</b>	<b>7</b>	<b>16</b>
Oppt.	30	42	78	27-51	.529	5-20	.250	13-20	.650	8	25	33	11	14	5	3	26
<b>ELON</b>	<b>41</b>	<b>49</b>	<b>80</b>	<b>24-49</b>	<b>.490</b>	<b>5-13</b>	<b>.385</b>	<b>27-46</b>	<b>.587</b>	<b>14</b>	<b>40</b>	<b>54</b>	<b>13</b>	<b>16</b>	<b>3</b>	<b>6</b>	<b>18</b>
Oppt.	26	37	63	22-59	.373	13-32	.406	6-15	.400	4	23	27	12	10	0	10	27

## COLORADO STARTERS

Date	Opponent	Score	Starter	Total	Starter	Total	Starter	Total	Starter	Total	Starter	Total
Nov. 8	vs. Baylor	L, 60-72	Booker	10	Dinwiddie	10	Gordon	9	Johnson	8	Scott	15
Nov. 10	UT MARTIN	W, 91-65	Booker	6	Dinwiddie	13	Gordon	13	Johnson	12	Scptt	15
Nov. 13	WYOMING	W, 63-58	Booker	14	Dinwiddie	15	Gordon	6	Johnson	13	Scott	12
Nov. 16	JACKSON STATE	W, 94-70	Booker	15	Dinwiddie	11	Gordon	10	Hopkins	12	Scott	11
Nov. 18	ARKANSAS STATE	W, 93-70	Booker	7	Dinwiddie	13	Gordon	9	Hopkins	10	Scott	20
Nov. 21	UC SANTA BARBARA	W, 76-88	Booker	14	Dinwiddie	24	Gordon	9	Johnson	9	Scott	3
Nov. 24	HARVARD	W, 70-62	Booker	12	Dinwiddie	17	Gordon	5	Johnson	11	Scott	12
Nov. 30	at Air Force	W, 81-57	Booker	13	Dinwiddie	7	Gordon	6	Johnson	11	Scott	16
Dec. 3	at Colorado State	W, 67-62	Booker	12	Dinwiddie	28	Gordon	1	Johnson	0	Scott	6
Dec. 7	KANSAS	W, 75-72	Booker	15	Dinwiddie	15	Hopkins	3	Johnson	14	Scott	14
Dec. 13	ELON	W, 80-63	Booker	8	Dinwiddie	17	Hopkins	0	Johnson	12	Scott	12



## TAD BOYLE HEAD COACH

4th Year at CU (8th Year Overall)

Birthday ..... Jan. 6, 1963  
Birthplace..... Pueblo, Colo.  
Family ..... Wife, Ann  
..... Daughter, Claire  
..... Sons, Jack and Pete  
Hometown ..... Greeley, Colo.  
High School ..... Greeley Central, 1981  
College ..... Kansas, 1985  
(Bachelor of Science: Business Administration)

### UNIVERSITY OF COLORADO: Head Coach: 2010-present Career (Three Years at CU):

- 79-39 record (.670) and 52-7 mark at home (.881).
- 79 wins at CU is fastest coach in school history to win that many in the shortest time.
- 79 victories is fourth on the CU all-time coaching list.
- His .645 winning percentage minimum three years as a head coach, ranks first in school history.

- First CU head coach in 50 years since Sox Walseth (1961-62 & 1962-63) to lead the Buffs to back-to-back NCAA Tournament appearances (2011-12 & 2012-13).

- First CU coach to lead Buffs to three consecutive post-season appearances (2010-11 NIT semifinal; 2011-12 NCAA 3rd Round; 2012-13 NCAA 2nd Round).
- First CU coach to win 20 games in each of his first three years AND first CU coach to have three, 20-win seasons.

- 11-5 in postseason games (7-2 conference, 3-1 NIT, 1-2 NCAA): most of any CU coach.
- .688 postseason winning % ranks first in school history.

- Owns three of CU's seven 20+ winning seasons.
- 13-9 (.591) record on neutral courts, third overall in school history.
- 104-47 (.689) coaching record over the last four years including a 25-8 record at Northern Colorado in 2009-10.

- Named one of three court coaches for the 2013 USA Basketball Men's World University Games training camp (assisting the 2013 USA Basketball Men's World University Games coaching staff during the June 24-July 1 training camp at the U.S. Olympic Training Center in Colorado Springs, Colo.).

- Seven-year head coaching record: 135-105 (.563).

- Three seasons a number of student-athletes have earned conference accolades. In CU's last year of the Big 12 Conference (2010-11), Alec Burks (first team, Big 12 All-Tournament team), Cory Higgins (second team), Levi Knutson (co-sixth man) • First year of the Pac-12 (2011-12), Andre Roberson (first team, All-Defensive, All-Tournament team), Carlton Brown (second team, tournament Most Outstanding Player, All-Tournament team), Spencer Dinwiddie (All-Freshman team) • In 2012-13, Roberson (first team, Defensive Player of the Year, All-Defensive team); Dinwiddie (first team), Josh Scott (All-Freshman team).

- Sabatino Chen (2011-12 & 2012-13 Pac-12 Academic first team); Shane Harris-Tunks (2012-13 Pac-12 Academic second team & 2011-12 Pac-12 Academic honorable mention); Levi Knutson (2010-11 Big 12 Academic first team); Trey Eckloff (2010-11 Big 12 Academic first team).

### 2012-13: 21-12

- No. 19 Associated Press/USA Today Coaches' Poll (Nov. 26)
- AP No. 23 ranked (Nov. 19).
- The AP No. 23 ranking is the first time CU was ranked in a major poll since earning back-to-back No. 25 rankings in the Coaches Poll during the 2005-06 season.
- 2012 Charleston Classic Champions (3-0).
- CU defeated Oregon, twice (the Pac-12 Tournament Champion), Arizona, Colorado State, California.
- The Buffs have now enjoyed the best three consecutive years in attendance numbers ever (421,028, an 8,255 average for 51 games; no previous coach averaged over 6,500 for a three-year run).
- No. 1 in Pac-12 Conference-only defense (62.2 ppg.)
- No. 1 in Pac-12 Conference Team (all games) 3-Point Defense (32.0)
- Defeated four ranked opponents, a first since 2002-03.
- 3-straight road conference wins for the first time since 2000-01.
- First CU MBB coach to win season opener each of first 3 seasons.
- Named the official starter of the 34th Annual Bolder Boulder (May 2012), the largest road race in the United States where all participants are timed and the fifth largest road race in the world.

### 2011-12: 24-12

- NCAA Tournament Appearance (3rd Round), a school-first since 2002-03 (9 years); only third NCAA Tournament appearance since 1968-69 (43 years).
- First CU head coach to win 20 or more games in his first two years.
- His 48 wins at CU are the best in school history in any two-span.
- Defeated No. 6 seed and No. 23/25 ranked UNLV (68-64) in the second round, CU's first tourney win since 1996-97.
- Helped guide CU to the Pac-12 Conference Championship winning four games in four days; first conference title since 1968-69.
- Just the 10th team from the "big six" conferences to win four games in four days en route to the conference title.
- National Association of Basketball Coaches (NABC) District 20 Coach of the Year (1st CU coach named).
- Sixth team in school history to win 20 games and first 20-win team in school history to average under 70 ppg. (67.5).
- Won his 100th career win at a head coach at the Pac-12 Tournament defeating Utah (Mar. 7, 2012).
- CU went 14-2 at home in 2011-12, the fourth time in school history to win that many games at home, the others: 2010-11, 2005-06, 2002-03.
- 11 Pac-12 Conference wins, most wins in season (1996-97; 11).

- Boyle won his 40th game as CU's coach (against Oregon), taking him 61 games to reach this milestone tying Frosty Cox for the fewest games.
- First CU head coach to achieve back-to-back 3-0 conference starts in his first two years at the helm.
- First CU head coach since Frosty Cox to win back-to-back conference openers since 1935-36 and 1936-37.

#### **2010-11: 24-14**

- School-best 24 wins in his first season at CU.
- School-best 18 home wins.
- Four attendance marks: sellouts a season (5); all games (140,284); conference total (78,472); conference average (9,809).
- Advanced to the NIT Final Four and appearance at Madison Square Garden, a CU first since 1990-91.
- Highest Big 12 conference finish (5th) since 2005-06.
- Advanced to the Big 12 Tournament semifinals for the first time in the 15-year history of the conference.
- Won three Big 12 road games for the first time since 1996-97.
- Defeated NCAA Tourney Teams: Kansas St. (three times), Texas and Missouri.
- Named National Coach of the Week by The Hoops Report in its weekly awards for the week of Jan. 10-16, 2011.
- First CU head coach since Henry Iba (1933-34) to win his first three conference games
- First CU coach since H.B. Lee (1950-51) to win first two conference games in his first year.
- Successfully won his CU debut with an 88-80 home win against Idaho State (Nov. 12).
- Became first CU head coach in 20 years since Joe Harrington (1990-91) to win coaching debut.
- Named 18th head coach in CU men's basketball history on Monday, April 19.

#### **NORTHERN COLORADO: Head Coach ... 2006-2010**

##### **2009-10: 25-8**

- Advanced to the post season for the first time in school history, advancing to the quarterfinals of the CollegeInsiders.com Tournament while racking up a school record 25 victories.
- Coached one first-team All-Big Sky member and also the Big Sky Conference Defensive Player of the Year.
- Resurrected the basketball program at Northern Colorado, including a breakout season in 2009-10 (25-8, .758) and finished second in the Big Sky Conference. • Guided the Bears to a 56-66 record (.459) the past four seasons.
- Awarded the NABC Division I All-District Coach of the Year, the Big Sky Coach of the Year by both *The Sporting News* and CollegeInsider.com, where he was also named a finalist for the National Mid-Major Coach of the Year award.

##### **2008-09: 14-18 ..... UNC's first Big Sky Tourney berth**

- Improved from one conference win his first season to an 8-8 mark • Earned the school's first D-I post-season trip, to the Sun Belt Conference Tournament.

##### **2007-08: 13-16 ..... Won at SDSU (RPI top 50)**

- Defeated Colorado State, 72-59, in his second season and also knocked off San Diego State, 72-59. The Aztecs were ranked among the nation's top 50 teams in the RPI rankings at that time.

##### **2006-07: 4-24 ..... Bears' first year in Big Sky**

- Named the 17th coach in UNC history on April 25, 2006.
- At that point, the Bears were in the midst of a transition to Division I in its first season as a member of the Big Sky Conference • Finished last nationally in the final RPI rankings. There were, however, flashes of times to come, including close losses to both Colorado (88-86) and Colorado State (75-66).

##### **WICHITA STATE: Associate Head Coach 2000-06**

- Spent six seasons with current Maryland head coach Mark Turgeon and was part of another turn around that saw the Shockers improve from 9-19 (.321) his first year there to one of the nation's top mid-major teams in 2006 when Wichita State went 26-9 and advanced to the Sweet 16 of the NCAA Tournament. The Shockers eventually lost to Final Four Cinderella George Mason in the regional semifinals • finished with a No. 21 final ranking.

2005-06:	26-9	MVC champs, NCAA Sweet 16
2004-05:	22-10	.....NIT second round
2003-04:	21-11	..... NIT
2002-03:	18-12	.....NIT
2001-02:	15-15	9-9 in Missouri Valley Conference
2000-01:	9-19	

##### **JACKSONVILLE STATE (Ala.): Assistant Coach.....**

###### **1998-2000**

- Boyle reconnected with Mark Turgeon, as an assistant coach at Jacksonville State, where they helped turn a team that was 8-18 into a 17-11 squad in just one season.

1999-00:	17-11	(12-6 in TransAmerica Conference)
1998-99:	8-18	..... -

##### **TENNESSEE: Director Basketball Operations .....**

###### **1997-98**

- Followed Jerry Green to Tennessee, where he was director of basketball operations when the Vols won 20 games and advanced to the NCAA Tournament.

##### **OREGON: Assistant Coach .....1994-97**

- First collegiate coaching job (1994) an assistant under Jerry Green. Mark Turgeon was also an assistant from 1993-97
- Spent three seasons helping the Ducks to the 1995 NCAA Tournament and 1997 NIT.

1996-97:	17-11	.....NIT
1995-96:	16-13	..... -
1994-95:	19-9	.....NCAA Tournament

**WHAT THEY ARE SAYING ...**

“Tad has bought back a resurgence to Colorado basketball with his energy and enthusiasm. I am impressed with his knowledge of the game and his ability to communicate to his Buffaloes team.”

-- *Dick Vitale, ESPN College Basketball Analyst*

“Tad has done something few thought possible -- turn Colorado into a basketball school. The Buffaloes have as much of an impact in their new conference as any other team transitioning to a new league and that is a credit to Tad and his staff.”

-- *Andy Katz, ESPN.com Senior College Basketball Writer*

“I’m a believer in Tad Boyle. He is not only a terrific teacher of the game with great basketball knowledge, he keeps it simple and gives his players an understanding of what you need to do to win, but a firm understanding of how teams lose, too. Boyle has tremendous toughness in him. He is demanding without being demeaning, and he puts his players in position to achieve together without fear of failing. That’s what truly outstanding coaches do, and Tad Boyle is a truly outstanding coach.”

-- *Jay Bilas, ESPN College Basketball Analyst*

“I’ve been blessed to work with many hall of fame caliber coaches during my career and I can say without reservation that Tad Boyle is as talented as any coach I’ve been around! Whether you’re talking about X’s-and-O’s, in-game adjustments, or recruiting...he’s the total package. And, best of all...he’s an even better human being.”

-- *Mark Johnson, Sports Director Newsradio 850 KOA*

**COACHING CAREER**

2010-Present: Head Coach, University of Colorado  
 2006-2010: Head Coach, University of Northern Colorado  
 2000-2006: Associate Head Coach, Wichita State University  
 1998-2000: Assistant Coach, Jacksonville State (Ala.) University  
 1997-1998: Director of Basketball Operations, University of Tennessee  
 1994-1997: Assistant Coach, University of Oregon

**PLAYING HISTORY**

**University of Kansas**

Member of two NCAA Tournament Teams (1984, 1985)  
 Named Team Captain Senior Season  
 “Most Unselfish Player” 1985  
 “Most Inspirational Player” 1982

**Greeley High School**

Led Wildcats to 1981 State Championship  
 Colorado Player of the Year  
 Converse All-American Team

**BOYLE vs. THE NATION**

Arkansas State.....	1-0	Montana.....	2-7
Alabama.....	0-1	Montana State.....	4-4
Alcorn State.....	1-0	Murray State.....	1-0
Air Force.....	4-2	Nebraska.....	1-1
Arizona.....	3-3	New Mexico.....	0-1
Arizona State.....	2-3	New Orleans.....	1-0
Bakersfield, Cal State.....	2-0	North Dakota.....	2-0
Ball State.....	0-1	Northern Arizona.....	6-3
Baylor.....	1-3	Oklahoma.....	0-2
Bowling Green.....	1-1	Oklahoma State.....	1-0
California.....	4-2	Oregon.....	4-2
Citadel, The.....	1-0	Oregon State.....	4-4
Colorado.....	0-1	Pacific.....	0-1
Colorado Christian.....	1-0	Portland.....	2-1
Colorado State.....	5-3	Portland State.....	1-7
Colo.-Colorado Springs.....	0-1	Purdue.....	0-1
Creighton.....	0-1	Sacramento State.....	6-2
Dayton.....	1-0	San Diego State.....	1-1
Denver.....	4-2	San Francisco.....	0-1
Eastern Michigan.....	0-1	San Jose State.....	1-1
Eastern Washington.....	4-4	Southern.....	1-0
Elon.....	1-0	Southern Utah.....	1-0
Fort Lewis College.....	1-0	Stanford.....	2-2
Fresno State.....	2-1	Texas.....	1-0
Georgia.....	1-1	Texas A&M.....	0-1
Gonzaga.....	0-1	Texas Christian.....	1-0
Hartford.....	1-0	Texas-Pan American.....	1-0
Harvard.....	1-1	Texas Southern.....	4-0
Hawai’i.....	1-0	Texas State.....	1-1
Idaho State.....	5-5	Texas Tech.....	1-0
Illinois.....	0-1	UCLA.....	0-2
Indiana.....	1-0	UC Santa Barbara.....	1-0
Iowa.....	0-1	UNLV.....	1-0
Iowa State.....	2-1	USC.....	2-0
Jackson State.....	1-0	Utah.....	4-1
Johnson & Wales.....	4-0	UT Martin.....	1-0
Kansas.....	1-4	VMI.....	1-0
Kansas State.....	3-0	Washington.....	1-1
Kent State.....	1-0	Washington State.....	2-0
Liberty.....	0-1	Weber State.....	2-6
Longwood.....	1-0	Western Michigan.....	1-0
Louisiana Monroe.....	1-0	Western New Mexico.....	1-0
Maryland.....	0-1	Wichita State.....	0-1
Maryland Eastern Shore.....	1-0	Wofford.....	1-0
McNeese State.....	1-0	Wyoming.....	1-3
Missouri.....	1-1	<b>TOTAL.....</b>	<b>135-105</b>

## JEAN PRIOLEAU

**Family:** Wife, Janelle; **Son:** Elijah

**Hometown:** Teaneck, N.J.

**High School:** Teaneck

**College:** Fordham (1992)



### University of Colorado (2010 - present)

- Fourth year with CU basketball.
- Named Associate Head Coach this past summer.
- Assistant coach with Tad Boyle at Wichita State (2000-2005).

"Jean is ready to be a head coach, deserves to be a head coach," CU head coach Tad Boyle said. "He is multiple-faceted in terms of his recruiting and coaching ability, relationship with the players, and his professionalism. Jean does a tremendous job and has for many years, not just CU's staff, but any staff he's been on."

**Texas Christian University (2008-2010):** spent two years as an assistant coach and recruiting coordinator.

**Iowa State (2006-2008):** helped the Cyclones record 29 victories. The Cyclones had three All-Big 12 Conference performers in Mike Taylor, Wesley Johnson and Jiri Hubalek and were ranked in the top-100 among in a pair of defensive categories.

**Marquette (2005-06):** as an assistant coach under former Marquette head coach and current Indiana University head coach Tom Crean. In his lone season with the Golden Eagles, Marquette recorded a 20-11 overall record and a 10-6 mark in Big East Conference en route to securing a spot in the NCAA Tournament.

- part of a Marquette program that ranked 11th in the country in three-point field goal percentage, 22nd in three-point field goals made per game and 43rd in the nation in scoring offense in his lone campaign. That season, Prioleau watched as the Golden Eagles posted victories over a trio of nationally-ranked opponents, including a 94-79 triumph over top-ranked UConn.

**Wichita State (2000-2005):** played a vital role in the resurgence and success of the Shockers in the Missouri Valley Conference.

- The Shockers earned a NIT berth on three occasions during Prioleau's tenure. During his five years, the Shockers never finished below a .500 overall or conference mark while winning 18 or more games in four of five seasons.
- The Shockers collected 94 total victories, including a pair of 20-win seasons in each of his final two campaigns with the program.
- Signed the top recruiting class in 2001 in the Missouri Valley Conference, helped ink Sean Ogirri (Colorado Player of the Year), Paul Miller (2006 Missouri Valley Conference Player of the Year and 2001 Freshman of the Year), Jamar Howard (Missouri Valley Conference Defensive Player of the Year) and Randy Burns (Missouri Valley Conference Rookie of the Year).

**Fordham University (1999-2000).**

## MIKE ROHN

**Family:** Wife, Stephanie

**Daughters:** Raegen and Rylee

**Hometown:** Colby, Kan.

**High School:** Colby

**College:** McPherson (1990); Fort Hays State (1993)



### University of Colorado (2010 - present)

- Fourth year with CU basketball.
- Named Head Recruiting Coordinator this past summer.
- An assistant coach at Wichita State with Tad Boyle (2001-2006).

"One of the steadiest people I have ever worked with in my life," said CU head coach Tad Boyle. "Mike is the ultimate grinder, works extremely hard and he's a guy that thinks; a forward-thinker and ready to be a head coach. He has all the tools in what it takes to be a head coach, and is invaluable to our staff and to me."

**Texas A&M (2007-2010):** Three years as the director of basketball operations at Helped the Aggies to a trio of NCAA Tournament Round of 32 appearances. During those three years in College Station, the Aggies won 73 games, including 28 Big 12 Conference games. A&M also led the conference in scoring defense (65.8 ppg.) for the first time in league history during the 2009-10 campaign.

**Wichita State (2000-2007):** Seven years as an assistant coach to Mark Turgeon, in addition with current CU associate head coach, Jean Prioleau, and head coach Tad Boyle (2001-2006), the Shockers engineered an impressive resume earning three-straight NIT trips (2003, 2004, 2005). During the 2005-06 season, the Shockers not only won their first Missouri Valley Conference championship in 19 years, they capped off a 26-9 record with a 2006 NCAA Tournament berth and a Sweet 16 appearance, a school-first in 18 years.

- Rohn also helped coach fifth-year student-athlete Paul Miller cap off one of the best careers of any Shocker center by being named the MVC Player of the Year, the first Shocker to earn the award in 21 years, in addition to Jamar Howard (Missouri Valley Conference Defensive Player of the Year).

• Prior to Wichita State, Rohn served three seasons as head coach (1997-2000) at Dodge City (Kan.) Community College, where he built a 55-38 record and coached the Conquistadors to three consecutive state playoff appearances, including a 21-10 mark in 1999-2000. Assistant coach at Dodge City from 1993-97. In 1997, Dodge City was crowned the 1997 Jayhawk West Conference Champions.

**Fort Hays State (1991-93):** Graduate Assistant Coach.

**Colby CC (1990-91):** Assistant Coach.

**McPherson College (1989-90):** Assistant Coach.

## RODNEY BILLUPS

**Hometown:** Denver, Colo.

**High School:** George Washington

**College:** University of Denver (2005)



### University of Colorado (2010 - present)

- Fourth year with CU basketball.
- Named Assistant Coach prior to 2012-13 season.
- Director of Basketball Operations (2010-2012).

"Rodney continues to bring a lot of value to our staff," head coach Tad Boyle said. "Each year, he gets more and more comfortable in his recruiting role, and continues to develop into a fine, young coach."

- Younger brother of former CU great Chauncey Billups, who played with the Buffaloes from 1995-97.
- Three-year standout with the University of Denver Pioneers from 2002-05.
- At DU, averaged 10.2 points, 6.4 assists, and 3.2 rebounds during his 2004-05 senior season.
- Led the Sun Belt Conference in assists, also ranked 17th nationally.
- Named an All-SBC third team selection in 2004-05, the same season he helped the Pioneers win 20 games and a National Invitational Tournament berth.
- 199 assists in his senior season, ranks third all-time in school history, while his 58 steals, ranks seventh.
- Over his three years at DU, Billups ranks fourth all-time in assists (418) and steals (154). For his career, he averaged 8.5 points per game, in addition to 4.6 assists, 2.7 rebounds and 1.7 steals per game.
- In 2004-05, Billups was named co-recipient of the Floyd M. Theard Jr. Memorial Award. The award is presented each year to the DU men's basketball player who best displays the qualities of leadership, scholarship and sportsmanship.



## ASKIA BOOKER #0

Junior • Guard

6'1" • 170

Two-Year Letterwinner

Los Angeles, Calif. (Price HS)

**Career:** Scored 727 points ranking 58th on the school's all-time scoring list • Also is 49th in career assists (120) • Career totals: 10.7 ppg., 3.1 rpg., 1.7 apg., 1.0 stl. per game • Double-digit scoring 36 times • Led CU in assists 16 times, scoring 15 times and steals 14 times.

**2012-2013 (sophomore):** One of two players to start all 33 games (Dinwiddie) • First in field goals (152) and 3-pointers made (49) • Second in team scoring (12.4 ppg.) and assists (7.1, 2.2 apg.) • Third in steals (40, 1.2) and free throw percentage (70.4) • Leading scorer eight times (one shared); assists 10 times (two shared); steals 8 times (2 shared) • Scored 20 points, twice (23 pts. vs. Murray State; 20 points in home victory against California, Jan. 27) • Personal-best five assists at Arizona (Jan. 3) and home win against Air Force (Nov. 25) • Tied a career-best four steals against the Racers in Charleston • 12 games over 15+ points • Six games over 18 or more points • Teamed up with Spencer Dinwiddie (505 pts.) to break CU sophomore tandem record (915 total points) • Also formed best one-two backcourt scoring punches among BCS schools, fourth overall in Division I (27.7 ppg.).

**2012-2013 Pac-12 Conference (all games):** Ranked No. 12 in steals (1.2); No. 15 in 3-point field goals made (1.5) and No. 17 in scoring per game (12.4) • Tied for second overall among conference players in best field goal percentage (.889, 8-of-9 vs. Northern Arizona, Dec. 21).

**2012-2013 Pac-12 Conference (conference-only):** No. 15 in steals (1.2) and No. 25 in scoring (11.1 ppg.).

**Awards:** Pac-12 Conference Player of the Week (Nov. 11-17) • Charleston Classic Most Valuable Player honors leading the Buffaloes to a 3-0 record and to the classic title • Led all scorers averaging 19.3 points, 3.0 assists, 2.7 steals, 2.3 rebounds per game • Shot 51.1 from the field (24-of-47) with seven 3-pointers over three games.

**2011-2012 (freshman):** Played in 35 games with one start • Averaged 21.5 minutes, 9.1 points, 2.7 rebounds, and 1.4 assists per game • Collaborated with fellow teammate Spencer Dinwiddie (360 pts.) forming the best 1-2 freshman scoring pair in school history with 677 points • Only CU freshmen pair to score over 250 or more points • The freshmen pair averaged 18.8 ppg., tying for the best overall points per game average • Booker scored 317 points, the 10th most points tallied by a freshman.

**Academics:** College major is communication.

**Personal:** Born August 31, 1993 • Son of Daniele Ricardo • Lists winning the CIF and the state title as his biggest moments of prep career.

### SEASON/CAREER HIGHS

#### Points

Season 15 twice  
Career 23 Murray State (Nov. 18, 2012)

#### FGM

Season 6 Jackson State (Nov. 16)  
Career 10 Murray State (Nov. 18, 2012)

#### FGA

Season 16 vs. Baylor (Nov. 8)  
Career 18 Murray State (Nov. 18, 2012)  
vs. Baylor (Nov. 16, 2012)

#### Rebounds

Season 5 Jackson State (Nov. 16)  
Career 9 at USC (Jan. 26, 2012)

#### O-Rebs

Season 1 four times  
Career 4 at USC (Jan. 26, 2012)

#### D-Rebs

Season 4 UC Santa Barbara (Nov. 21)  
Jackson State (Nov. 16)  
Career 6 Oregon (Mar. 7, 2013)  
at Washington St. (Jan. 19, 2013)  
at Washington (Jan. 16, 2013)  
Texas Southern (Nov. 27, 2012)  
Oregon State (Feb. 2, 2012)

#### 3-Pt. FGs

Season 3 three times  
Career 4 vs. Illinois (Mar. 22, 2013)  
California (Jan. 27, 2013)  
at Arizona (Jan. 3, 2013)  
Utah (Dec. 31, 2011)

#### 3-PT. FGA

Season 7 twice  
Career 10 vs. Illinois (Mar. 22, 2013)

#### FT

Season 4 twice  
Career 7 Oregon (Feb. 4, 2012)  
Oregon State (Feb. 2, 2012)

#### FTA

Season 6 at Colorado State (Dec. 3)  
Career 8 Texas Southern (Nov. 27, 2012)  
Oregon (Feb. 4, 2012)  
Georgia (Nov. 28, 2012)

#### Assists

Season 6 Jackson State (Nov. 16)  
Career 6 Jackson State (Nov. 16)

#### Steals

Season 3 UC Santa Barbara (Nov. 21)  
Career 4 Murray State (Nov. 18, 2012)  
vs. Maryland (Nov. 18, 2011)

#### Blocks

Season 1 Jackson State (Nov. 16)  
Career 1 Jackson State (Nov. 16)  
at Oregon (Mar. 1, 2012)

#### Minutes

Season 37 vs. Baylor (Nov. 8)  
Career 45 Texas Southern (Nov. 27, 2012)

**2013-2014 Game-by-Game (junior)**

Game	GS	Min	FGs	3FGs	FTs	O-D-R	Pf	A	To	BL	ST	Pts
vs. Baylor	*	36	5-16	0-4	0-0	1-3-4	2	3	0	0	2	10
<b>UT MARTIN</b>	*	<b>18</b>	<b>2-6</b>	<b>0-2</b>	<b>2-2</b>	<b>1-2-3</b>	<b>1</b>	<b>2</b>	<b>4</b>	<b>0</b>	<b>1</b>	<b>6</b>
<b>WYOMING</b>	*	<b>32</b>	<b>4-11</b>	<b>2-5</b>	<b>4-4</b>	<b>0-3-3</b>	<b>3</b>	<b>0</b>	<b>3</b>	<b>0</b>	<b>2</b>	<b>14</b>
<b>JACKSON ST.</b>	*	<b>29</b>	<b>6-10</b>	<b>3-7</b>	<b>0-0</b>	<b>1--5</b>	<b>2</b>	<b>6</b>	<b>2</b>	<b>1</b>	<b>0</b>	<b>15</b>
<b>ARKANSAS ST.</b>	*	<b>25</b>	<b>2-8</b>	<b>1-4</b>	<b>2-2</b>	<b>0-3-3</b>	<b>3</b>	<b>4</b>	<b>2</b>	<b>0</b>	<b>2</b>	<b>7</b>
<b>UCSB</b>	*	<b>25</b>	<b>5-10</b>	<b>1-4</b>	<b>3-3</b>	<b>0-4-4</b>	<b>3</b>	<b>2</b>	<b>3</b>	<b>0</b>	<b>3</b>	<b>14</b>
<b>HARVARD</b>	*	<b>27</b>	<b>5-15</b>	<b>0-3</b>	<b>2-2</b>	<b>0-1-1</b>	<b>0</b>	<b>3</b>	<b>1</b>	<b>0</b>	<b>0</b>	<b>12</b>
at Air Force	*	22	5-13	3-7	0-0	0-2-2	0	0	2	0	1	13
at Colorado St.	*	21	4-12	0-6	4-6	0-1-1	2	1	2	0	2	12
<b>KANSAS</b>	*	<b>33</b>	<b>5-12</b>	<b>3-6</b>	<b>2-6</b>	<b>1-2-3</b>	<b>3</b>	<b>0</b>	<b>1</b>	<b>0</b>	<b>1</b>	<b>15</b>
<b>ELON</b>	*	<b>13</b>	<b>4-10</b>	<b>0-1</b>	<b>0-0</b>	<b>2-0-2</b>	<b>2</b>	<b>0</b>	<b>3</b>	<b>0</b>	<b>0</b>	<b>8</b>

MISC. '13-14 SEASON CAREER		
Double-Figure Scoring	8	44
20+ Points	-	2
15+ Points	2	19
Double-Doubles	-	-
Led CU in Scoring	2	17
Led CU in Rebounds	-	1
Led CU in Assists	2	18
Led CU in Steals	4	18
5+ Rebounds	-	11
4+ Assists	2	11
3+ Steals	1	7

**2012-2013 Game-by-Game (sophomore)**

Game	GS	Min	FGs	3FGs	FTs	O-D-R	Pf	A	To	BL	ST	Pts
<b>WOFFORD</b>	*	<b>30</b>	<b>6-13</b>	<b>1-3</b>	<b>0-0</b>	<b>0-3-3</b>	<b>1</b>	<b>0</b>	<b>3</b>	<b>0</b>	<b>1</b>	<b>13</b>
vs. Dayton	*	38	6-11	3-5	1-2	0-4-4	0	4	1	0	0	16
vs. Baylor	*	34	8-18	2-6	1-2	0-1-1	2	3	3	0	3	19
vs. Murray State	*	33	10-18	2-5	1-2	0-2-2	2	2	2	0	4	23
<b>AIR FORCE</b>	*	<b>32</b>	<b>5-13</b>	<b>1-4</b>	<b>4-5</b>	<b>2-5-7</b>	<b>3</b>	<b>5</b>	<b>3</b>	<b>0</b>	<b>1</b>	<b>15</b>
<b>TX SOUTHERN</b>	*	<b>45</b>	<b>4-15</b>	<b>2-8</b>	<b>5-8</b>	<b>0-6-6</b>	<b>3</b>	<b>4</b>	<b>2</b>	<b>0</b>	<b>0</b>	<b>15</b>
at Wyoming	*	31	2-13	2-5	0-0	1-1-2	2	2	4	0	0	6
<b>COLORADO ST.</b>	*	<b>33</b>	<b>2-11</b>	<b>1-3</b>	<b>1-5</b>	<b>2-1-3</b>	<b>3</b>	<b>2</b>	<b>1</b>	<b>0</b>	<b>1</b>	<b>6</b>
at Kansas	*	29	5-15	1-6	4-4	0-4-4	2	1	2	0	1	15
at Fresno State	*	35	4-10	2-3	4-6	0-4-4	1	1	2	0	2	14
<b>N. ARIZONA</b>	*	<b>18</b>	<b>8-9</b>	<b>1-2</b>	<b>0-1</b>	<b>0-4-4</b>	<b>1</b>	<b>1</b>	<b>0</b>	<b>0</b>	<b>2</b>	<b>17</b>
<b>HARTFORD</b>	*	<b>26</b>	<b>8-13</b>	<b>3-5</b>	<b>0-0</b>	<b>1-3-4</b>	<b>1</b>	<b>2</b>	<b>3</b>	<b>0</b>	<b>1</b>	<b>19</b>
at Arizona	*	43	5-17	4-7	4-4	0-3-3	4	5	2	0	0	18
at Arizona State	*	34	5-14	1-6	2-3	1-3-4	5	2	3	0	2	13
<b>USC</b>	*	<b>31</b>	<b>4-12</b>	<b>1-4</b>	<b>3-3</b>	<b>0-2-2</b>	<b>1</b>	<b>2</b>	<b>4</b>	<b>0</b>	<b>1</b>	<b>12</b>
<b>UCLA</b>	*	<b>31</b>	<b>6-16</b>	<b>2-5</b>	<b>4-4</b>	<b>0-3-3</b>	<b>2</b>	<b>1</b>	<b>2</b>	<b>0</b>	<b>1</b>	<b>18</b>
at Washington	*	34	3-14	0-3	3-3	1-6-7	5	3	3	0	1	9
at Washington St.*	*	37	3-11	0-2	1-3	1-6-7	1	4	2	0	1	7
<b>STANFORD</b>	*	<b>26</b>	<b>6-9</b>	<b>0-2</b>	<b>1-2</b>	<b>0-4-4</b>	<b>4</b>	<b>3</b>	<b>1</b>	<b>0</b>	<b>3</b>	<b>13</b>
<b>CALIFORNIA</b>	*	<b>32</b>	<b>8-12</b>	<b>4-6</b>	<b>0-0</b>	<b>0-4-4</b>	<b>0</b>	<b>3</b>	<b>4</b>	<b>0</b>	<b>1</b>	<b>20</b>
at Utah	*	37	3-14	0-5	2-2	2-1-3	1	1	1	0	1	8
at Oregon	*	22	3-13	1-3	1-2	0-2-2	3	0	1	0	0	8
at Oregon State	*	37	2-14	0-5	5-6	3-3-6	1	3	1	0	1	9
<b>ARIZONA</b>	*	<b>32</b>	<b>4-11</b>	<b>1-4</b>	<b>1-2</b>	<b>0-1-1</b>	<b>0</b>	<b>2</b>	<b>1</b>	<b>0</b>	<b>3</b>	<b>10</b>
<b>ARIZONA ST.</b>	*	<b>37</b>	<b>7-13</b>	<b>3-7</b>	<b>0-0</b>	<b>0-3-3</b>	<b>1</b>	<b>2</b>	<b>3</b>	<b>0</b>	<b>0</b>	<b>17</b>
<b>UTAH</b>	*	<b>31</b>	<b>3-11</b>	<b>1-6</b>	<b>1-2</b>	<b>1-3-4</b>	<b>2</b>	<b>1</b>	<b>1</b>	<b>0</b>	<b>1</b>	<b>8</b>
at Stanford	*	27	2-9	0-2	0-0	0-4-4	1	3	2	0	1	4
at California	*	29	2-11	1-5	1-2	0-2-2	1	0	1	0	1	6
<b>OREGON</b>	*	<b>28</b>	<b>5-12</b>	<b>0-4</b>	<b>1-2</b>	<b>0-6-6</b>	<b>2</b>	<b>2</b>	<b>3</b>	<b>0</b>	<b>2</b>	<b>11</b>
<b>OREGON ST.</b>	*	<b>29</b>	<b>3-13</b>	<b>2-7</b>	<b>0-0</b>	<b>0-0-0</b>	<b>2</b>	<b>3</b>	<b>1</b>	<b>0</b>	<b>2</b>	<b>8</b>
vs. Oregon St.	*	29	1-9	1-4	4-4	0-3-3	1	4	2	0	1	7
vs. Arizona	*	26	4-10	2-5	2-2	1-0-1	3	0	3	0	0	12
vs. Illinois	*	34	5-14	4-10	0-0	1-2-3	3	0	2	0	0	14

**2011-2012 Game-by-Game (freshman)**

Game	GS	Min	FGs	3FGs	FTs	O-D-R	Pf	A	To	BL	ST	Pts	
<b>FORT LEWIS</b>	-	<b>20</b>	<b>3-8</b>	<b>0-0</b>	<b>3-3</b>	<b>0-4-4</b>	<b>1</b>	<b>2</b>	<b>3</b>	<b>0</b>	<b>1</b>	<b>9</b>	
vs. Wichita State	*	12	1-2	1-1	2-4	0-2-2	4	1	3	0	2	5	
vs. Maryland	-	21	4-6	0-0	0-2	0-3-3	5	4	2	0	4	8	
vs. W. Michigan	-	26	3-8	0-2	5-6	0-2-2	3	4	1	0	0	11	
at Air Force	-	30	3-7	3-4	2-4	1-4-5	1	0	2	0	0	11	
<b>GEORGIA</b>	-	<b>23</b>	<b>4-6</b>	<b>0-1</b>	<b>6-8</b>	<b>0-4-4</b>	<b>1</b>	<b>3</b>	<b>0</b>	<b>0</b>	<b>0</b>	<b>14</b>	
at Colorado State	-	23	2-9	0-2	2-3	1-2-3	1	1	3	0	1	6	
<b>FRESNO STATE</b>	-	<b>16</b>	<b>0-2</b>	<b>0-0</b>	<b>0-0</b>	<b>0-1-1</b>	<b>2</b>	<b>2</b>	<b>3</b>	<b>0</b>	<b>0</b>	<b>0</b>	
<b>WYOMING</b>	-	<b>24</b>	<b>3-8</b>	<b>1-4</b>	<b>2-4</b>	<b>0-1-1</b>	<b>2</b>	<b>1</b>	<b>2</b>	<b>0</b>	<b>1</b>	<b>9</b>	
<b>CSU BAKERSFIELD</b>	-	<b>21</b>	<b>2-6</b>	<b>0-1</b>	<b>2-2</b>	<b>0-2-2</b>	<b>2</b>	<b>0</b>	<b>1</b>	<b>0</b>	<b>1</b>	<b>6</b>	
<b>TEXAS SOUTHERN</b>	-	did not play (flu)											
<b>NEW ORLEANS</b>	-	<b>23</b>	<b>5-11</b>	<b>1-3</b>	<b>2-2</b>	<b>1-5-6</b>	<b>1</b>	<b>3</b>	<b>1</b>	<b>0</b>	<b>2</b>	<b>13</b>	
<b>UTAH</b>	-	<b>19</b>	<b>4-9</b>	<b>4-7</b>	<b>2-2</b>	<b>0-1-1</b>	<b>2</b>	<b>2</b>	<b>1</b>	<b>0</b>	<b>0</b>	<b>14</b>	
<b>WASHINGTON</b>	-	<b>23</b>	<b>4-8</b>	<b>3-5</b>	<b>1-2</b>	<b>0-4-4</b>	<b>0</b>	<b>0</b>	<b>1</b>	<b>0</b>	<b>0</b>	<b>12</b>	
<b>WASHINGTON ST</b>	-	<b>25</b>	<b>2-6</b>	<b>0-2</b>	<b>1-1</b>	<b>0-4-4</b>	<b>2</b>	<b>4</b>	<b>2</b>	<b>0</b>	<b>1</b>	<b>5</b>	
at California	-	21	1-3	0-1	1-2	0-4-4	4	1	4	0	0	3	
at Stanford	-	19	1-5	0-3	0-0	0-0-0	1	0	1	0	0	2	
<b>ARIZONA STATE</b>	-	<b>18</b>	<b>4-6</b>	<b>0-1</b>	<b>3-3</b>	<b>0-1-1</b>	<b>3</b>	<b>1</b>	<b>3</b>	<b>0</b>	<b>0</b>	<b>11</b>	
<b>ARIZONA</b>	-	<b>18</b>	<b>2-6</b>	<b>1-4</b>	<b>4-6</b>	<b>0-1-1</b>	<b>1</b>	<b>1</b>	<b>0</b>	<b>0</b>	<b>0</b>	<b>9</b>	
at USC	-	25	4-10	3-7	2-2	4-5-9	1	1	3	0	1	13	
at UCLA	-	21	6-10	1-1	0-0	1-0-1	1	1	0	0	0	13	
<b>OREGON STATE</b>	-	<b>20</b>	<b>4-10</b>	<b>0-2</b>	<b>7-7</b>	<b>1-6-7</b>	<b>0</b>	<b>3</b>	<b>0</b>	<b>0</b>	<b>2</b>	<b>15</b>	
<b>OREGON</b>	-	<b>26</b>	<b>5-8</b>	<b>0-1</b>	<b>7-8</b>	<b>0-4-4</b>	<b>4</b>	<b>2</b>	<b>3</b>	<b>0</b>	<b>2</b>	<b>17</b>	
at Arizona	-	18	0-6	0-1	4-4	1-2-3	4	1	2	0	0	4	
at Arizona State	-	19	3-6	0-0	3-3	0-2-2	2	0	2	0	1	9	
at Utah	-	18	2-8	1-1	3-4	1-2-3	1	0	2	0	0	8	
<b>STANFORD</b>	-	<b>26</b>	<b>4-11</b>	<b>1-4</b>	<b>3-6</b>	<b>2-1-3</b>	<b>4</b>	<b>2</b>	<b>1</b>	<b>0</b>	<b>3</b>	<b>12</b>	
<b>CALIFORNIA</b>	-	<b>22</b>	<b>4-7</b>	<b>1-3</b>	<b>0-0</b>	<b>0-2-2</b>	<b>2</b>	<b>1</b>	<b>1</b>	<b>0</b>	<b>0</b>	<b>9</b>	
at Oregon	-	21	3-9	0-2	3-4	1-0-1	1	2	2	1	2	9	
at Oregon State	-	23	6-11	1-1	2-2	1-1-2	1	0	2	0	1	15	
vs. Utah	-	18	1-6	0-1	0-0	0-1-1	0	0	2	0	0	2	
vs. Oregon	-	23	3-10	1-4	0-0	0-0-0	0	2	0	0	1	7	
vs. California	-	20	2-4	1-1	0-0	1-0-1	3	1	1	0	0	5	
vs. Arizona	-	20	0-6	0-2	0-0	0-2-2	0	0	0	0	0	0	
vs. UNLV	-	24	5-9	2-3	4-4	2-0-2	0	2	4	0	0	16	
vs. Baylor	-	28	4-12	3-3	4-7	2-3-5	1	1	2	0	0	15	

**CAREER STATISTICS**

Year	GP-GS	Min	FG-FGA	Pct	3PT-A	Pct	FT-FTA	Pct	O	D	Reb	Avg	Ast	To	PF-FO	Stl	Blk	Pts	Avg
2013-14	11-11	281	47-123	.382	13- 49	.265	19 - 25	.760	6	25	31	2.8	21	23	21-0	14	1	126	11.5
2012-13	33-33	1050	152-418	.364	49-157	.312	57 - 81	.704	17	99	116	3.5	71	69	64-2	40	0	410	12.4
2011-12	35- 1	754	104-259	.402	29- 78														



# WESLEY GORDON #1

Redshirt-Freshman • Forward

6'9" • 225

Colorado Springs, Colo.

(Sierra HS)

**2012-2013 (freshman):** Did not play, was redshirted • Redshirt-freshman in 2013-14 • Four years of eligibility remaining.

**Sierra HS:** Averaged 19.7 points per game helping Sierra to a 26-2 record and an appearance in the 4A state championship game • All-Colorado and All-4A first-team all-state selection • First-team all-Colorado Springs Metro League • Participated in "The Show" an all-star game that featured 20 of the best boys basketball players in the state (all classifications) at the Pepsi Center on April 6, 2012 • Led the losing White squad in scoring with 16 points • Verbally committed to CU in March 2010 • Was coached by head coach Terry Dunn, former CU men's assistant coach from 1996-2004 • As a junior named second-team 4A all-state by The Denver Post • Averaged nearly 21 points per game for a Sierra team that went 14-9 • As a sophomore (2009-10) helped the Stallions defeat Pueblo East at the Coors Events Center for the 4A state championship • Three-star prospect on Rivals.com • Four-star rating by Scout.com, nation's 23rd best power forward recruit in Class of 2012.

**Academics:** College major is anthropology.

**Personal:** Born July 14, 1994 • Son of Eddie and Lisa Gordon • Older brother, Garren Pride was in the United States Army.

## SEASON HIGHS

### Points

Season 13 UT Martin (Nov. 10)

### FGM

Season 6 UT Martin (Nov. 10)

### FGA

Season 7 UT Martin (Nov. 10)

### Rebounds

Season 8 UT Martin (Nov. 10)  
vs. Baylor (Nov. 8)

### O-Rebs

Season 5 UC Santa Barbara (Nov. 21)

### D-Rebs

Season 7 at Colorado State (Dec. 3)  
Harvard (Nov. 24)

### 3-Pt. FGs

Season -

### 3-Pt. FGA

Season 2 vs. Baylor (Nov. 8)

### FT

Season 6 Jackson State (Nov. 16)

### FTA

Season 11 Jackson State (Nov. 16)

### Assists

Season 3 Jackson State (Nov. 16)

### Steals

Season 2 at Colorado State (Dec. 3)

### Blocks

Season 3 Harvard (Nov. 24)

### Minutes

Season 33 Wyoming (Nov. 13)

## MISC.

2013-14

Double-Figure Scoring	2
15+ Points	-
10+ Rebounds	1
Double-Doubles	-
Led CU in Scoring	-
Led CU in Rebounds	3
Led CU in Assists	1
Led CU in Steals	1
5+ Rebounds	6
2+ Assists	5
2+ Steals	1
2+ Blocks	5

## 2013-2014 Game-by-Game (freshman)

Game	GS	Min	FGs	3FGs	FTs	O-D-R	Pf	A	To	BL	ST	Pts
vs. Baylor	*	27	4-6	0-2	1-2	3-5-8	2	1	0	0	0	9
<b>UT MARTIN</b>	*	<b>25</b>	<b>6-7</b>	<b>0-0</b>	<b>1-2</b>	<b>2-6-8</b>	<b>2</b>	<b>2</b>	<b>2</b>	<b>2</b>	<b>0</b>	<b>13</b>
<b>WYOMING</b>	*	<b>33</b>	<b>2-5</b>	<b>0-0</b>	<b>2-2</b>	<b>0-2-2</b>	<b>1</b>	<b>2</b>	<b>3</b>	<b>0</b>	<b>1</b>	<b>6</b>
<b>JACKSON ST.</b>	*	<b>24</b>	<b>2-2</b>	<b>0-0</b>	<b>6-11</b>	<b>0-3-3</b>	<b>3</b>	<b>3</b>	<b>0</b>	<b>2</b>	<b>0</b>	<b>10</b>
<b>ARKANSAS ST.</b>	*	<b>24</b>	<b>2-7</b>	<b>0-0</b>	<b>5-7</b>	<b>2-6-8</b>	<b>2</b>	<b>1</b>	<b>1</b>	<b>2</b>	<b>0</b>	<b>9</b>
<b>UCSB</b>	*	<b>21</b>	<b>3-4</b>	<b>0-0</b>	<b>3-6</b>	<b>5-1-6</b>	<b>1</b>	<b>0</b>	<b>0</b>	<b>0</b>	<b>0</b>	<b>9</b>
<b>HARVARD</b>	*	<b>29</b>	<b>2-6</b>	<b>0-0</b>	<b>1-2</b>	<b>4-7-11</b>	<b>1</b>	<b>2</b>	<b>4</b>	<b>3</b>	<b>0</b>	<b>5</b>
at Air Force	*	24	1-4	0-0	4-8	3-0-3	1	2	0	2	0	6
at Colorado St.	*	28	0-3	0-0	1-2	1-7-8	1	1	3	1	2	1
<b>KANSAS</b>	<b>did not play</b>											
<b>ELON</b>	<b>did not play</b>											



# XAVIER JOHNSON #2

Sophomore • Forward  
 6'7" • 220  
 One-Year Letterwinner  
 Santa Ana, Calif.  
 (Mater Dei HS)

**2012-2013 (freshman):** Played in all 33 games with 18 starts • Averaged 8.9 points, 4.8 rebounds per game • First on the team in field goal percentage (51.5) • Pair of double-doubles, both in Pac-12 Conference play: 10 points and 14 rebounds against Arizona State (Feb. 16) and an 18-point, 12-rebound performance in home win against California (Jan. 27) • 4+ rebounds: 19 times; 6+ rebounds: 9 times; 10+ rebounds: 3 times • Four games with three or more three-pointers made (CU 3-1 in those games) • Top-15 among CU freshman

lists: No. 8 in rebounding (159); No. 13 in points (295); No. t-13 blocks (15) • Second CU player this season, and one of five nationally to have a perfect game from the field and score at least 22 points in a game (7-of-7 vs. Oregon, Mar. 7) • Voted the most improved player at the end-of-the-year banquet (voted by his teammates) • Became the 16th fastest CU player to reach 100 rebounds in the fewest games (24) • Teamed with Josh Scott (317 pts.) to form the second most freshman points scored in school history (612 pts.).

### 2013-2014 Game-by-Game (sophomore)

Game	GS	Min	FGs	3FGs	FTs	O-D-R	Pf	A	To	BL	ST	Pts
vs. Baylor	*	17	4-9	0-2	0-3	1-2-3	5	0	0	0	3	8
<b>UT MARTIN</b>	*	25	3-5	1-2	5-5	0-4-4	2	3	1	0	1	12
<b>WYOMING</b>	*	31	4-6	0-1	5-9	1-4-5	2	0	1	1	1	13
<b>UCSB</b>	*	29	3-5	0-2	3-4	0-5-5	1	2	3	0	3	9
<b>HARVARD</b>	*	29	4-7	3-4	0-0	1-5-6	1	1	2	0	1	11
at Air Force	*	23	5-6	0-1	1-1	3-5-8	1	2	0	0	0	11
at Colorado St.	*	18	0-4	0-2	0-0	2-1-3	5	0	3	1	1	0
<b>KANSAS</b>	*	33	4-9	1-2	5-8	2-4-6	0	0	1	0	3	14
<b>ELON</b>	*	31	3-6	2-3	4-8	4-11-15	1	3	2	1	0	12

### 2012-2013 Game-by-Game (freshman)

Game	GS	Min	FGs	3FGs	FTs	O-D-R	Pf	A	To	BL	ST	Pts
<b>WOFFORD</b>	-	24	1-2	0-1	3-4	2-6-8	1	1	2	0	0	5
vs. Dayton	-	26	5-9	2-4	3-4	0-3-3	5	1	1	2	1	15
vs. Baylor	-	23	3-6	0-0	1-4	2-4-6	3	1	5	1	0	7
vs. Murray State	-	12	1-1	0-0	0-1	1-0-1	2	0	1	0	0	2
<b>AIR FORCE</b>	-	10	3-4	1-2	0-0	0-1-1	4	0	1	0	0	7
<b>TX SOUTHERN</b>	-	23	2-4	0-0	2-4	2-3-5	4	0	2	1	0	6
at Wyoming	-	22	2-4	0-1	2-2	1-2-3	4	0	3	0	0	6
<b>COLORADO ST.</b>	-	16	2-3	0-1	1-4	0-2-2	1	0	0	1	0	5
at Kansas	-	18	0-4	0-1	1-4	1-3-4	5	0	1	0	0	1
at Fresno State	-	8	0-0	0-0	1-2	0-4-4	4	0	3	1	0	1
<b>N. ARIZONA</b>	-	23	6-7	3-3	2-3	1-3-4	1	1	2	0	0	17
<b>HARTFORD</b>	-	18	1-6	0-1	2-2	2-0-2	2	1	2	0	0	4
at Arizona	*	38	4-8	2-4	3-6	2-4-6	3	1	0	0	2	13
at Arizona State	-	14	2-6	0-1	0-0	2-2-4	5	0	2	0	0	4
<b>USC</b>	*	23	2-7	0-2	3-6	1-2-3	3	1	0	1	0	7
<b>UCLA</b>	*	22	2-5	1-3	3-5	1-1-2	2	0	2	0	0	8
at Washington	*	29	4-10	0-0	1-2	3-1-4	4	0	3	1	0	9
at Washington St.	-	20	5-7	0-2	4-6	1-3-4	1	0	2	0	1	14
<b>STANFORD</b>	*	24	5-8	1-2	0-0	1-2-3	4	0	2	0	0	11
<b>CALIFORNIA</b>	*	30	7-10	0-2	4-4	1-11-12	3	0	5	0	0	18
at Utah	*	31	3-7	0-2	0-1	3-7-10	4	1	2	1	1	6
at Oregon	*	21	3-7	2-3	0-0	0-2-2	1	1	1	0	0	8
at Oregon State	-	23	1-3	0-1	1-2	1-1-2	2	0	1	0	0	3
<b>ARIZONA</b>	*	27	7-9	4-5	1-2	2-7-9	3	1	2	0	0	19
<b>ARIZONA ST.</b>	*	36	4-9	0-1	2-4	9-5-14	2	1	4	0	1	10
<b>UTAH</b>	*	29	2-4	1-3	1-2	2-3-5	0	0	2	1	1	6
at Stanford	*	26	3-5	0-2	1-3	2-3-5	3	0	0	0	0	7
at California	*	36	4-14	3-4	3-6	3-4-7	2	0	0	1	0	14
<b>OREGON</b>	*	22	7-7	3-3	5-6	1-2-3	4	0	2	0	0	22
<b>OREGON ST.</b>	*	28	3-7	0-0	0-0	4-3-7	4	0	3	3	0	6
vs. Oregon St.	*	33	6-10	0-1	4-9	3-5-8	1	0	1	0	1	16
vs. Arizona	*	30	3-5	1-1	4-7	2-0-2	4	1	1	0	0	11
vs. Illinois	*	27	2-6	1-1	2-2	0-4-4	5	0	0	1	1	7

### CAREER STATISTICS

Year	GP-GS	Min	FG-FGA	Pct	3PT-A	Pct	FT-FTA	Pct	O	D	Reb	Avg	Ast	To	PF-FO	Stl	Blk	Pts	Avg
2013-14	9-9	235	30-57	.526	7-19	.368	23-38	.605	14	41	55	6.1	11	13	18-2	13	3	90	10.0
2012-13	33-18	792	105-204	.515	25-57	.439	60-107	.561	56	103	159	4.8	12	58	96-4	9	15	295	8.9
<b>Total</b>	<b>42-27</b>	<b>1027</b>	<b>135-261</b>	<b>.517</b>	<b>32-76</b>	<b>.421</b>	<b>83-145</b>	<b>.572</b>	<b>70</b>	<b>144</b>	<b>214</b>	<b>5.1</b>	<b>23</b>	<b>72</b>	<b>114-6</b>	<b>22</b>	<b>18</b>	<b>385</b>	<b>9.2</b>

### SEASON/CAREER HIGHS

<b>Points</b>	Season	14	Kansas (Dec. 7)
	Career	22	Oregon (Mar. 7, 2013)
<b>FGM</b>	Season	5	at Air Force (Nov. 30)
	Career	7	Oregon (Mar. 7, 2013) Arizona (Feb. 14, 2013) California (Jan. 27, 2013)
<b>FGA</b>	Season	9	Kansas (Dec. 7)
	Career	14	at California (Mar. 2, 2013)
<b>Rebounds</b>	Season	15	Elon (Dec. 13)
	Career	15	Elon (Dec. 13)
<b>O-Rebs</b>	Season	4	Elon (Dec. 13)
	Career	9	Arizona State (Feb. 16, 2013)
<b>D-Rebs</b>	Season	11	Elon (Dec. 13)
	Career	11	twice
<b>3-Pt. FGs</b>	Season	2	Elon (Dec. 13)
	Career	4	Arizona (Feb. 14, 2013)
<b>3-Pt. FGA</b>	Season	3	Elon (Dec. 13)
	Career	5	Arizona (Feb. 14, 2013)
<b>FT</b>	Season	5	three times
	Career	5	Oregon (Mar. 7, 2013)
<b>FTA</b>	Season	9	Wyoming (Nov. 13)
	Career	9	vs. Oregon St. (Mar. 13, 2013)
<b>Assists</b>	Season	3	twice
	Career	3	twice
<b>Steals</b>	Season	3	three times
	Career	3	four times
<b>Blocks</b>	Season	1	twice
	Career	3	Oregon State (Mar. 9, 2013)
<b>Minutes</b>	Season	33	Kansas (Dec. 7)
	Career	38	at Arizona (Jan. 3, 2013)

### MISC. '13-14 SEASON CAREER

Double-Figure Scoring	6	18
20+ Points	-	1
13+ Points	2	11
10+ Rebounds	1	4
Double-Doubles	1	3
Led CU in Scoring	-	3
Led CU in Rebounds	2	5
Led CU in Blocks	2	8
Led CU in Assists	1	1
Led CU in Steals	3	4
4+ Rebounds	7	27
2+ Blocks	-	2
2+ Steals	3	4



# XAVIER TALTON #3

Sophomore • Guard  
6'2" • 180  
One-Year Letterwinner  
Sterling, Colo.  
(Sterling HS)

**2012-2013 (freshman):** Played in 32 of 33 games • Averaged 1.5 points, 0.7 rebounds, and 7.3 minutes per game • Season-best seven points at Wyoming (Dec. 1) on 3-of-3 shooting • Recorded six points and two steals in home win versus No. 9/9 Arizona (Feb. 14) and grabbed a season-high four rebounds against the Wildcats (Mar. 14) at the Pac-12 Tournament • Led team with a personal-best three assists at Kansas (Dec. 8) • Helped the Buffaloes to their second consecutive NCAA Tournament appearance, a school-first in back-to-back years since 1961-62 & 1962-63 (50 years).  
**Sterling HS:** Averaged 18.7 points, 7.1 rebounds, 6.3

assists, 4.2 steals and 1.3 blocks per game as a senior • Helped Sterling to a 22-2 record as a senior and a 14-0 mark in conference play, winning the Tri-Valley League championship • Helped the Tigers advance to the 4A state playoffs (Sweet 16, third round) • Also lettered in football and track.

**Academics:** College major is business.

**Personal:** Born August 3, 1994 • Son of John Talton Jr. and Dena Salazar • Father played basketball at Virginia Union.

## SEASON/CAREER HIGHS

### Points

Season 13 Jackson State (Nov. 16)  
Career 13 Jackson State (Nov. 16)

### FGM

Season 5 Jackson State (Nov. 16)  
Career 5 Jackson State (Nov. 16)

### FGA

Season 6 Jackson State (Nov. 16)  
Career 6 Jackson State (Nov. 16)

### Rebounds

Season 6 Elon (Dec. 13)  
Career 6 Elon (Dec. 13)

### O-Rebs

Season 3 Harvard (Nov. 24)  
Career 3 Harvard (Nov. 24)

### D-Rebs

Season 4 Elon (Dec. 13)  
Career 4 twice

### 3-Pt. FGs

Season 3 Jackson State (Nov. 16)  
Career 3 Jackson State (Nov. 16)

### 3-Pt. FGA

Season 4 Jackson State (Nov. 16)  
Career 4 Jackson State (Nov. 16)

### FT

Season 2 three times  
Career 2 four times

### FTA

Season 3 Harvard (Nov. 24)  
Career 3 three times

### Assists

Season 4 at Air Force (Nov. 30)  
UC Santa Barbara (Nov. 21)  
Career 4 at Air Force (Nov. 30)  
UC Santa Barbara (Nov. 21)

### Steals

Season 2 Elon (Dec. 13)  
Career 2 three times

### Blocks

Season 1 Elon (Dec. 13)  
Career 1 Elon (Dec. 13)

### Minutes

Season 25 Jackson State (Nov. 16)  
Career 25 Jackson State (Nov. 16)

## 2013-2014 Game-by-Game (sophomore)

Game	GS	Min	FGs	3FGs	FTs	O-D-R	Pf	A	To	BL	ST	Pts
vs. Baylor	-	6	0-1	0-1	0-0	0-0-0	2	0	1	0	0	0
<b>UT MARTIN</b>	-	<b>11</b>	<b>0-2</b>	<b>0-1</b>	<b>2-2</b>	<b>0-1-1</b>	<b>3</b>	<b>1</b>	<b>1</b>	<b>0</b>	<b>1</b>	<b>2</b>
<b>WYOMING</b>	-	<b>16</b>	<b>0-2</b>	<b>0-1</b>	<b>1-2</b>	<b>0-1-1</b>	<b>1</b>	<b>0</b>	<b>0</b>	<b>0</b>	<b>0</b>	<b>1</b>
<b>JACKSON ST.</b>	-	<b>25</b>	<b>5-6</b>	<b>3-4</b>	<b>0-0</b>	<b>0-1-1</b>	<b>1</b>	<b>3</b>	<b>2</b>	<b>0</b>	<b>1</b>	<b>13</b>
<b>ARKANSAS ST.</b>	-	<b>16</b>	<b>2-5</b>	<b>1-3</b>	<b>0-0</b>	<b>0-1-1</b>	<b>2</b>	<b>1</b>	<b>1</b>	<b>0</b>	<b>0</b>	<b>5</b>
<b>UCSB</b>	-	<b>17</b>	<b>0-4</b>	<b>0-2</b>	<b>0-0</b>	<b>0-1-1</b>	<b>2</b>	<b>1</b>	<b>0</b>	<b>1</b>	<b>0</b>	<b>0</b>
<b>HARVARD</b>	-	<b>18</b>	<b>3-5</b>	<b>1-2</b>	<b>2-3</b>	<b>3-2-5</b>	<b>1</b>	<b>2</b>	<b>3</b>	<b>0</b>	<b>0</b>	<b>9</b>
at Air Force	-	16	0-2	0-1	2-2	1-1-2	3	4	0	0	1	2
at Colorado St.	-	18	2-5	0-1	0-0	0-1-1	2	2	2	0	0	4
<b>KANSAS</b>	-	<b>9</b>	<b>0-3</b>	<b>0-2</b>	<b>0-0</b>	<b>0-1-1</b>	<b>0</b>	<b>0</b>	<b>0</b>	<b>0</b>	<b>0</b>	<b>0</b>
<b>ELON</b>	-	<b>24</b>	<b>4-5</b>	<b>1-1</b>	<b>0-0</b>	<b>2-4-6</b>	<b>3</b>	<b>2</b>	<b>1</b>	<b>1</b>	<b>2</b>	<b>9</b>

## 2012-2013 Game-by-Game (freshman)

Game	GS	Min	FGs	3FGs	FTs	O-D-R	Pf	A	To	BL	ST	Pts
<b>WOFFORD</b>	-	<b>10</b>	<b>0-3</b>	<b>0-1</b>	<b>2-3</b>	<b>0-1-1</b>	<b>2</b>	<b>0</b>	<b>0</b>	<b>0</b>	<b>1</b>	<b>2</b>
vs. Dayton	-	3	0-0	0-0	0-0	0-0-0	0	0	1	0	0	0
vs. Baylor	-	2	0-0	0-0	0-0	0-1-1	0	0	0	0	0	0
vs. Murray State	-	4	0-0	0-0	0-0	0-0-0	0	0	0	0	0	0
<b>AIR FORCE</b>	-	<b>9</b>	<b>1-3</b>	<b>0-0</b>	<b>0-0</b>	<b>0-3-3</b>	<b>0</b>	<b>0</b>	<b>0</b>	<b>0</b>	<b>0</b>	<b>2</b>
<b>TX SOUTHERN</b>	-	<b>8</b>	<b>1-1</b>	<b>0-0</b>	<b>0-0</b>	<b>0-1-1</b>	<b>0</b>	<b>0</b>	<b>0</b>	<b>0</b>	<b>0</b>	<b>2</b>
at Wyoming	-	9	3-3	1-1	0-0	1-0-1	3	0	1	0	0	7
<b>COLORADO ST.</b>	-	<b>5</b>	<b>0-0</b>	<b>0-0</b>	<b>0-0</b>	<b>0-0-0</b>	<b>0</b>	<b>1</b>	<b>0</b>	<b>0</b>	<b>0</b>	<b>0</b>
at Kansas	-	19	2-4	0-1	0-0	1-0-1	2	3	1	0	2	4
at Fresno State	-	8	0-1	0-0	0-0	0-0-0	0	0	1	0	0	0
<b>N. ARIZONA</b>	-	<b>20</b>	<b>2-4</b>	<b>2-3</b>	<b>0-0</b>	<b>1-1-2</b>	<b>2</b>	<b>2</b>	<b>2</b>	<b>0</b>	<b>0</b>	<b>6</b>
<b>HARTFORD</b>	-	<b>14</b>	<b>0-1</b>	<b>0-1</b>	<b>1-3</b>	<b>0-1-1</b>	<b>1</b>	<b>0</b>	<b>2</b>	<b>0</b>	<b>0</b>	<b>1</b>
at Arizona	-	3	0-0	0-0	0-0	0-0-0	0	0	0	0	0	0
at Arizona State	-	4	0-0	0-0	0-0	0-0-0	2	0	1	0	0	0
<b>USC</b>	-	<b>7</b>	<b>1-2</b>	<b>0-0</b>	<b>0-0</b>	<b>0-0-0</b>	<b>0</b>	<b>1</b>	<b>0</b>	<b>0</b>	<b>0</b>	<b>2</b>
at Washington	-	1	0-0	0-0	0-0	0-0-0	0	0	1	0	0	3
at Washington St.	-	2	0-0	0-0	0-0	0-0-0	0	0	0	0	0	0
<b>STANFORD</b>	-	<b>1</b>	<b>0-0</b>	<b>0-0</b>	<b>0-0</b>	<b>0-1-1</b>	<b>1</b>	<b>0</b>	<b>0</b>	<b>0</b>	<b>0</b>	<b>0</b>
<b>CALIFORNIA</b>	-	<b>1</b>	<b>0-0</b>	<b>0-0</b>	<b>0-0</b>	<b>0-0-0</b>	<b>0</b>	<b>0</b>	<b>0</b>	<b>0</b>	<b>0</b>	<b>0</b>
at Utah	-	8	1-1	0-0	0-1	0-0-0	1	0	0	0	0	2
at Oregon	-	10	1-1	0-0	0-0	0-1-1	0	2	0	0	0	2
at Oregon State	-	5	0-0	0-0	0-0	0-0-0	0	0	1	0	0	0
<b>ARIZONA</b>	-	<b>7</b>	<b>2-2</b>	<b>1-1</b>	<b>1-2</b>	<b>0-0-0</b>	<b>0</b>	<b>0</b>	<b>2</b>	<b>0</b>	<b>2</b>	<b>6</b>
<b>ARIZONA ST.</b>	-	<b>9</b>	<b>1-1</b>	<b>1-1</b>	<b>0-0</b>	<b>0-1-1</b>	<b>0</b>	<b>1</b>	<b>0</b>	<b>0</b>	<b>1</b>	<b>3</b>
<b>UTAH</b>	-	<b>11</b>	<b>0-0</b>	<b>0-0</b>	<b>0-0</b>	<b>0-1-1</b>	<b>0</b>	<b>1</b>	<b>2</b>	<b>0</b>	<b>0</b>	<b>0</b>
at Stanford	-	8	0-1	0-1	0-0	0-0-0	0	0	0	0	0	0
at California	-	3	0-0	0-0	0-0	0-0-0	0	0	0	0	0	0
<b>OREGON</b>	-	<b>14</b>	<b>1-3</b>	<b>1-1</b>	<b>0-0</b>	<b>0-0-0</b>	<b>0</b>	<b>1</b>	<b>0</b>	<b>0</b>	<b>0</b>	<b>3</b>
<b>OREGON ST.</b>	-	<b>12</b>	<b>1-3</b>	<b>0-1</b>	<b>0-0</b>	<b>0-2-2</b>	<b>0</b>	<b>1</b>	<b>1</b>	<b>0</b>	<b>0</b>	<b>2</b>
vs. Oregon St.	-	4	0-2	0-0	0-0	0-1-1	1	0	0	0	1	0
vs. Arizona	-	10	2-3	0-0	0-0	0-4-4	2	2	0	0	0	4
vs. Illinois	-	3	0-0	0-0	0-0	0-0-0	1	0	0	0	0	0

## CAREER STATISTICS

Year	GP-GS	Min	FG-FGA	Pct	3PT-A	Pct	FT-FTA	Pct	O	D	Reb	Avg	Ast	To	PF-FO	Stl	Blk	Pts	Avg
2013-14	11-0	176	16-40	.400	6-19	.316	7-9	.778	6	14	20	1.8	19	12	20-0	6	1	45	4.1
2012-13	32-0	234	19-39	.487	6-12	.500	4-9	.444	3	19	22	0.7	15	16	17-0	7	0	48	1.5
<b>Total</b>	<b>43-0</b>	<b>410</b>	<b>35-79</b>	<b>.443</b>	<b>12-31</b>	<b>.387</b>	<b>11-18</b>	<b>.611</b>	<b>9</b>	<b>33</b>	<b>42</b>	<b>0.9</b>	<b>34</b>	<b>28</b>	<b>37-0</b>	<b>13</b>	<b>1</b>	<b>93</b>	<b>2.2</b>

## MISC.

	'13-14 SEASON	CAREER
Double-Figure Scoring	1	1
4+ Points	4	9
2+ Rebounds	3	7
Double-Doubles	-	-
Led CU in Scoring	-	-
Led CU in Rebounds	-	-
Led CU in Blocks	1	1
Led CU in Assists	1	3
Led CU in Steals	1	2
2+ Assists	5	9
2+ Steals	1	3



**ELI STALZER**  
 Sophomore • Guard  
 6'3" • 190  
 One-Year Letterwinner  
 Brea, Calif.  
 (Mater Dei HS)

#5

**2012-2013 (freshman):** Played in 25 games • Averaged 1.4 points, 0.8 rebounds, 9.1 minutes per game • Season-high six points in home win against Air Force (Nov. 25) • Three steals and two assists in home win against Hartford (Dec. 29) • Two assists in home finale against Oregon State (Mar. 9) • Shot 66.7 percent from the free throw line • Helped the Buffaloes to their second consecutive NCAA Tournament appearance, a school-first in back-to-back years since 1961-62 & 1962-63 (50 years).

**Academics:** College major is music (is a pianist) • Accepted into CU's College of Music (Oct. 2012) • Selected to serve as a member

**2013-2014 Game-by-Game (sophomore)**

Game	GS	Min	FGs	3FGs	FTs	O-D-R	Pf	A	To	BL	ST	Pts
UT MARTIN	-	6	0-0	0-0	1-2	1-0-1	1	1	1	0	1	1
WYOMING	-	2	0-1	0-1	0-0	0-0-0	0	0	0	0	0	0
JACKSON ST.	-	6	0-2	0-1	2-2	0-0-0	0	0	0	0	0	2
ARKANSAS ST.	-	6	0-0	0-0	0-0	0-0-0	0	0	1	0	1	0
at Air Force	-	5	0-0	0-0	0-0	0-0-0	0	1	0	0	0	0
at Colorado St.	-	1	0-0	0-0	0-0	0-0-0	0	0	0	0	0	0

**2012-13 Game-by-Game (freshman)**

Game	GS	Min	FGs	3FGs	FTs	O-D-R	Pf	A	To	BL	ST	Pts
WOFFORD	-	16	2-2	1-1	0-0	0-3-3	0	1	1	0	0	5
vs. Dayton	-	10	1-2	1-2	0-0	0-0-0	1	0	0	0	0	3
vs. Baylor	-	10	1-1	1-1	0-0	0-0-0	1	0	0	0	0	3
vs. Murray State	-	7	0-0	0-0	0-0	0-0-0	0	0	2	0	0	0
AIR FORCE	-	12	2-3	2-3	0-0	0-1-1	1	0	1	0	0	6
TX SOUTHERN	-	12	0-1	0-1	0-0	0-0-0	1	1	1	1	1	0
at Wyoming	-	19	1-3	0-1	1-1	0-4-4	1	1	0	0	0	3
COLORADO ST.	-	10	0-0	0-0	0-0	0-1-1	1	0	2	0	0	0
at Kansas	-	10	0-2	0-2	1-2	0-0-0	1	0	1	0	0	1
at Fresno State	-	5	0-0	0-0	0-0	0-0-0	1	0	1	0	0	0
N. ARIZONA	-	21	0-3	0-3	0-0	1-2-3	5	3	1	0	0	0
HARTFORD	-	13	0-2	0-0	0-0	0-1-1	2	2	3	0	3	0
at Arizona State	-	3	0-0	0-0	0-0	0-0-0	1	0	0	0	0	0
USC	-	9	1-1	1-1	0-0	0-0-0	1	0	1	0	0	3
at Washington	-	7	1-1	0-0	1-1	0-1-1	4	0	0	0	0	3
at Washington St.	-	9	0-0	0-0	2-2	0-2-2	0	0	1	0	0	2
STANFORD	-	4	0-1	0-0	1-3	0-0-0	1	0	0	0	0	1
CALIFORNIA	-	10	1-1	0-0	0-0	0-1-1	0	0	1	0	0	2
at Utah	-	7	0-0	0-0	0-0	0-0-0	0	1	1	0	0	0y
at Oregon State	-	7	1-3	0-2	0-0	0-0-0	1	1	2	1	0	2
UTAH	-	6	0-2	0-2	0-0	0-0-0	0	0	0	0	1	0
at Stanford	-	2	0-0	0-0	0-0	1-0-1	0	0	0	0	0	0
OREGON	-	5	0-1	0-1	0-0	0-2-2	2	0	2	0	1	0
OREGON ST.	-	11	1-2	0-1	0-0	1-0-1	0	2	0	0	0	2
vs. Arizona	-	3	0-0	0-0	0-0	0-0-0	0	0	0	0	0	0

**CAREER STATISTICS**

Year	GP-GS	Min	FG-FGA	Pct	3PT-A	Pct	FT-FTA	Pct	O	D	Reb	Avg	Ast	To	PF-FO	Stl	Blk	Pts	Avg
2013-14	6-0	26	0-3	.000	0-2	.000	3-4	.750	1	0	1	0.2	2	2	1-0	2	0	3	0.6
2012-13	25-0	228	12-31	.387	6-21	.286	6-9	.667	3	18	21	0.8	12	21	25-1	6	2	36	1.4
<b>Total</b>	<b>31-0</b>	<b>254</b>	<b>12-34</b>	<b>.353</b>	<b>6-23</b>	<b>.261</b>	<b>9-13</b>	<b>.692</b>	<b>4</b>	<b>18</b>	<b>22</b>	<b>0.3</b>	<b>14</b>	<b>23</b>	<b>26-1</b>	<b>8</b>	<b>2</b>	<b>39</b>	<b>1.3</b>

**SEASON/CAREER HIGHS**

<b>Points</b>		
Season	2	Jackson State (Nov. 16)
Career	6	Air Force (Nov. 25, 2012)
<b>FGM</b>		
Season	-	
Career	2	twice
<b>FGA</b>		
Season	-	
Career	3	four times
<b>Rebounds</b>		
Season	1	UT Martin (Nov. 10)
Career	4	at Wyoming (Dec. 1, 2012)
<b>O-Rebs</b>		
Season	1	UT Martin (Nov. 10)
Career	1	three times
<b>D-Rebs</b>		
Season	-	
Career	4	at Wyoming (Dec. 1, 2012)
<b>3-Pt. FGs</b>		
Season	-	
Career	2	Air Force (Nov. 25, 2012)
<b>3-Pt. FGA</b>		
Season	-	
Career	3	twice
<b>FT</b>		
Season	2	Jackson State (Nov. 16)
Career	2	twice
<b>FTA</b>		
Season	2	Jackson State, UT Martin (Nov. 10)
Career	3	Stanford (Jan. 24, 2013)
<b>Assists</b>		
Season	1	at AFA (Nov. 30) UTMartin (Nov. 10)
Career	3	Northern Arizona (Dec. 21, 2012)
<b>Steals</b>		
Season	1	twice
Career	3	Hartford (Dec. 29, 2012)
<b>Blocks</b>		
Season	-	
Career	1	twice
<b>Minutes</b>		
Season	6	twice
Career	21	Northern Arizona (Dec. 21, 2012)

**MISC. '13-14 SEASON CAREER**

Double-Figure Scoring	-	-
5+ Points	-	2
Double-Doubles	-	-
Led CU in Scoring	-	-
Led CU in Rebounds	-	-
Led CU in Assists	-	-
Led CU in Steals	-	1
3+ Rebounds	-	3
3+ Steals	-	1
2+ Assists	-	3
1+ Blocks	-	2



# TRE'SHAUN FLETCHER #10

Freshman • Forward

6'7" • 200

Tacoma, Wash.  
(Lincoln HS)

**Freshman Year Preview (2013-2014):** Lefthander with a great skill package • More of a true wing • Handles ball well and shoots well • Coach Boyle's says: "He's really a good passer for his position. He's long, athletic, runs the floor well and is great in transition. We think he'll fit in very well with what we're looking to do here. Bottom line is, he can do a lot different things to help you win."

**Lincoln HS:** Is the all-time leading scorer in the Abes history • Senior year averaged 21 points, 10 rebounds and five assists per game • Helped lead Lincoln to a 23-4 record and third place finish in the state tournament • 3A state player of the year, also first-team all-state, first-team all-league • Three West Central District and Narrows League championships three of four years • Over his four years, the Abes were 82-21 (.796), including a 63-12 mark (.840) during this sophomore, junior, senior years 2013 Rivals.com three-star prospect: No. 26 small forward and No. 143 overall • Scout.com: Ranked as a top-100 player (No. 90) nationally for 2013 • Junior season, was named MVP of the Narrows League, as well as first team all-area and second-team all-state • Averaged 18 points, 11 rebounds and five assists in Lincoln's 18-8 season • Scholarship offers came from Arizona State, Washington State, UCLA, Boise State, Cal Poly, Gonzaga, Oregon State and Santa Clara • Played AAU ball with the Northwest Panthers, whose coach, Gary Ward, called Fletcher "a legitimate 6-foot-6 with a 6-foot-9 wingspan • Multi-skilled, played some one, some two and some three (positions). Ward also described Fletcher as "crafty" and "sometimes a little too unselfish, he is a really good player."

**Academics:** Open option major in College's Arts and Sciences.

**Personal:** Born October 5, 1994 • Son of Bobby Ann Fletcher • Is the youngest of four children • Wore jersey number 4 in high school • Biggest moment of high school was trailing by 21 points in the fourth quarter and winning the district championship • "I feel like Colorado is a good fit for me. I love the coaches, the players and the system. I feel like I am a very versatile player. I can guard positions one through three, I can shoot it, I can dribble it and I can pass it. I think colleges like my length, too. I can get in and bang with the fours and fives, too. I just need to put on a little bit more muscle and get my dribbling better and I will be set."

## SEASON HIGHS

<b>Points</b>		
Season	9	Arkansas State (Nov. 18)
<b>FGM</b>		
Season	4	Arkansas State (Nov. 18)
<b>FGA</b>		
Season	6	Arkansas State (Nov. 18)
<b>Rebounds</b>		
Season	5	at Colorado State (Dec. 3)
<b>O-Rebs</b>		
Season	3	at Colorado State (Dec. 3)
<b>D-Rebs</b>		
Season	4	UT Martin (Nov. 10)
<b>3-Pt. FGs</b>		
Season	1	UC Santa Barbara (Nov. 21) Arkansas State (Nov. 18) UT Martin (Nov. 10)
<b>3-Pt. FGA</b>		
Season	3	Arkansas State (Nov. 18)
<b>FT</b>		
Season	2	twice
<b>FTA</b>		
Season	5	Kansas (Dec. 7)
<b>Assists</b>		
Season	1	vs. Baylor (Nov. 8)
<b>Steals</b>		
Season	2	Elon (Dec. 13)
<b>Blocks</b>		
Season	1	at Air Force (Nov. 30) vs. Baylor (Nov. 8)
<b>Minutes</b>		
Season	16	Harvard (Nov. 24)

## 2013-2014 Game-by-Game (freshman)

Game	GS	Min	FGs	3FGs	FTs	O-D-R	Pf	A	To	BL	ST	Pts
vs. Baylor	-	15	1-4	0-2	0-0	1-1-2	2	1	1	1	0	2
<b>UT MARTIN</b>	-	<b>13</b>	<b>2-2</b>	<b>1-1</b>	<b>0-1</b>	<b>0-4-4</b>	<b>2</b>	<b>0</b>	<b>1</b>	<b>0</b>	<b>0</b>	<b>5</b>
<b>WYOMING</b>	-	<b>2</b>	<b>0-0</b>	<b>0-0</b>	<b>0-0</b>	<b>0-0-0</b>	<b>2</b>	<b>0</b>	<b>0</b>	<b>0</b>	<b>0</b>	<b>0</b>
<b>JACKSON ST.</b>	-	<b>5</b>	<b>0-0</b>	<b>0-0</b>	<b>0-0</b>	<b>0-0-0</b>	<b>4</b>	<b>0</b>	<b>1</b>	<b>0</b>	<b>0</b>	<b>0</b>
<b>ARKANSAS ST.</b>	-	<b>13</b>	<b>4-6</b>	<b>1-3</b>	<b>0-2</b>	<b>1-1-2</b>	<b>0</b>	<b>0</b>	<b>0</b>	<b>0</b>	<b>0</b>	<b>9</b>
<b>UCSB</b>	-	<b>7</b>	<b>2-3</b>	<b>1-2</b>	<b>2-2</b>	<b>0-1-1</b>	<b>1</b>	<b>0</b>	<b>1</b>	<b>0</b>	<b>0</b>	<b>7</b>
<b>HARVARD</b>	-	<b>16</b>	<b>2-3</b>	<b>0-1</b>	<b>0-0</b>	<b>1-0-1</b>	<b>1</b>	<b>0</b>	<b>0</b>	<b>0</b>	<b>0</b>	<b>4</b>
at Air Force	-	10	0-2	0-2	0-0	0-0-0	4	0	1	1	0	0
at Colorado St.	-	7	1-3	0-0	0-0	3-2-5	0	0	0	0	0	2
<b>KANSAS</b>	-	<b>11</b>	<b>2-3</b>	<b>1-2</b>	<b>2-5</b>	<b>2-0-2</b>	<b>0</b>	<b>0</b>	<b>0</b>	<b>0</b>	<b>0</b>	<b>7</b>
<b>ELON</b>	-	<b>14</b>	<b>0-1</b>	<b>0-1</b>	<b>0-0</b>	<b>1-2-3</b>	<b>2</b>	<b>1</b>	<b>2</b>	<b>0</b>	<b>2</b>	<b>0</b>

MISC.	2013-14
Double-Figure Scoring	-
10+ Points	-
5+ Points	4
Double-Doubles	-
Led CU in Scoring	-
Led CU in Rebounds	-
Led CU in Steals	1
Led CU in Blocks	1
3+ Rebounds	3
2+ Assists	-
2+ Steals	1



## KEVIN NELSON #12

Senior • Guard  
6'2" • 185  
Albuquerque, N.M.  
(Albuquerque Academy/  
Missouri State University-West)

**2012-2013 (junior):** Is a senior in the classroom, junior on the court • Missed the entire season with a broken right ankle • Played in four games with three points against UT Martin (Nov. 10).

**Missouri State University West Plains (2010-2012):** Played and started all 30 games at the point-guard position in 2011-12 • Led the Grizzlies in assists and helped the team to a 21-10 record during the 2011-12 campaign • Second place finish during the Region 16 regular season • Member of the 2010-11 team that reached the pinnacle of NJCAA competitive success with a 31-4, the best in school history • Grizzlies held the NJCAA Poll #1 ranking for five consecutive weeks and finished #1 unanimously in the final two polls • Missouri State-West Plains competes in NJCAA Division I athletics.

**2009-2010 (New Mexico):** Did not play, injured.

**Albuquerque Academy:** Three-year letterman in basketball and baseball (a pitcher) • First-team all-state, all-district, and was the 4A Player of the Year in 2009 (basketball) Led 4A in assists as a junior leading the Chargers to second place in the state tournament.

**Academics:** College major is business with an emphasis in finance.

**Personal:** Born August 11, 1990 • Son of Ron and Sheila Nelson • Has an older sister, Molly, a 2011 graduate of Bates College • Father played college basketball at New Mexico (1966-68), in addition was a Helms All-American for the Lobos following his senior season of 1967-68; also played professionally in the ABA.



## BRETT BRADY #15

Sophomore • Guard  
6'1" • 160  
One-Year Letterwinner  
Highlands Ranch, Colo.

**2013-2014:** Is a walk-on student-athlete with this year's CU team • Was a practice player with the Buffaloes in 2012-2013 • Has played in four games with a made three-pointer in two of them (UT Martin and Arkansas State).

**Highlands Ranch HS:** Three-year letterman in basketball • All-Conference first team • Led state of Colorado in made three pointers as a senior • Recorded the most three pointers in a single game (8).

**Academics:** College major is applied mathematics.

**Personal:** Born August 15, 1994 in Highlands Ranch, Colo. • Son of Bill and Carolyn Brady • Has six siblings.



## BEAU GAMBLE #14

Senior • Guard  
6'0" • 180  
One-Year Letterwinner  
Boulder, Colo. (Fairview HS)

**2012-2013 (senior):** Is a senior in the classroom, however has one more year of eligibility • Four games played with a three-pointer at Air Force (Nov. 30).

**Summer 2013:** Member of Athletes In Action team that traveled to Lithuania during August • Team USA went 4-1 • Played in five games • Averaged 1.6 assists, one rebound and 13 minutes a game • High-game was 20 minutes with two assists, one point and one steal • Handed-out four assists and a rebound in 17 minutes in another game.

**2012-2013 (junior):** Played in five games • Averaged 1.4 points per game • Scored three points in home win over Northern Arizona (Dec. 21) • Two points each against Hartford (Dec. 29) and Oregon (Mar. 7), both home wins • Two years eligibility remaining.

**2011-2012 (sophomore):** Per NCAA rules sat out the season after transferring from Santa Clara.

**2010-2011 (Santa Clara):** Played in four games • Averaged 3.3 minutes and 2.0 points per game • First year walk-on who made his first two three-pointers in win over Bethany (Jan. 3) • Also added six points with one rebound and one assist in four minutes • Career-high two assists in season-high six minutes vs. UC Santa Cruz (Feb. 1) • Member of the Broncos basketball team that won the 2011 CIT Championship.

**2009-2010 (New Hampton Prep):** Attended New Hampton Prep in New Hampshire • Played in six games before he missed the rest of the season with an injury.

**Fairview HS:** Played in the Rocky Mountain Fall Showcase game all four years, including his sophomore year when he was named Most Valuable Player with 28 points (six three-pointers) • Two-year captain • Four-year basketball letterwinner • Led his team to the state semifinals with a 26-1 record • Led Class 5A in assists his senior year • Scored 29 points in three games and had 10 or more assists in six games • Averaged nine points, seven assists, four rebounds and three steals per game during his senior year • Named second team all-state and first-team all-conference • Averaged 15 points, three assists, and two rebounds his junior year when he was honored second-team all-conference • Played AAU for Boulder Titans and Colorado Chaos • Colorado Chaos won the Great American Shootout • Was a member of student council senate at Fairview and was a 2009 graduate.

**Academics:** College major is communication.



# DUSTIN THOMAS #13

Freshman • Forward

6'7" • 220

Texarkana, Texas  
(Pleasant Grove HS)

**Freshman Year Preview (2013-2014):** Shoots the ball extremely well from the perimeter and can put the ball on the floor • Can play inside and out • Plays with extraordinary energy and can rebound • Exceptional shooter for a "big" (48 percent accuracy from 3-point range as a junior) • Coach Boyle says: "The thing that makes Dustin special is his love for the game, his motor. And shooting, he can really stroke it. But what sets him apart is his love for the game. Every time I talk to him he's going to the gym or on his way back. There's not a day that goes by that he's not trying to get better as a basketball player. I think if anything we've got to kind of tone him down a little; he loves the game and his desire to be great is unquestionable."

**Pleasant Grove HS:** Helped the Hawks to 29-2 mark, including 3A Region II District 15 regular season title • Pleasant Grove lost to Argyle in regional semifinals • 2013 Rivals.com three-star: No. 28 small forward and No. 150 overall • Pleasant Grove won 29 games last season, with Thomas a big reason for the success • He was 3A Region II District 15 MVP after averaging 20 points, 14 rebounds, five assists and five steals • Made an astounding 48 percent of his three-point attempts • Rivals.com ranks him as a three-star prospect • Ranked as the eighth-best senior prospect in Texas — among a loaded class in the Lone Star State that had three prospects sign with Kentucky • Schools that offered him a scholarship included Oklahoma, Texas-Arlington and Lehigh, with interest being shown by Kansas State, Texas, SMU and Tulsa • Pleasant Grove coach Billy Brewer said Thomas is very comfortable shooting from behind the arc: "Three-point range is pretty easy for him. We run a motion offense and we are going to run until they get the ball in his hands • Dustin can also dribble penetrate and he can go in the post. He can do whatever he wants to do so we try to get the ball in his hands."

**Academics:** Open Option major in College of Arts & Sciences.

**Personal:** Born July 26, 1995 • Son of David and Shonda Thomas • On selecting CU, "Going up there (to visit Boulder), I didn't know what to expect. Everything about Colorado was perfect. It is like a big family out there. At first, I didn't even think Colorado would have been where I would choose to go. But once I got out there, it completely turned my impression about it. I loved everything about it. The players made me feel like family. The coaching staff was just real up front and I trust them. They won the Pac-12 (in 2012) and you can tell the fans really show them a lot of love. It is just real fun to be around it and I wanted to be a part of that." • Wore jersey number 13 in high school and was a member of the National Honors Society.

## 2013-2014 Game-by-Game (freshman)

Game	GS	Min	FGs	3FGs	FTs	O-D-R	Pf	A	To	BL	ST	Pts
vs. Baylor	-	14	1-4	1-2	0-0	3-0-3	4	0	0	0	0	3
<b>UT MARTIN</b>	-	<b>19</b>	<b>3-3</b>	<b>1-1</b>	<b>2-2</b>	<b>0-2-2</b>	<b>2</b>	<b>2</b>	<b>2</b>	<b>0</b>	<b>1</b>	<b>9</b>
<b>WYOMING</b>	-	<b>11</b>	<b>1-3</b>	<b>0-0</b>	<b>0-0</b>	<b>1-1-2</b>	<b>2</b>	<b>0</b>	<b>2</b>	<b>0</b>	<b>0</b>	<b>2</b>
<b>JACKSON ST.</b>	-	<b>17</b>	<b>5-8</b>	<b>1-2</b>	<b>2-4</b>	<b>1-3-4</b>	<b>2</b>	<b>2</b>	<b>3</b>	<b>0</b>	<b>1</b>	<b>13</b>
<b>ARKANSAS ST.</b>	-	<b>18</b>	<b>1-7</b>	<b>0-2</b>	<b>0-0</b>	<b>1-4-5</b>	<b>4</b>	<b>1</b>	<b>0</b>	<b>0</b>	<b>0</b>	<b>2</b>
<b>UCSB</b>	-	<b>13</b>	<b>1-2</b>	<b>0-1</b>	<b>2-2</b>	<b>0-2-2</b>	<b>0</b>	<b>0</b>	<b>0</b>	<b>0</b>	<b>0</b>	<b>4</b>
<b>HARVARD</b>	-	<b>11</b>	<b>0-2</b>	<b>0-2</b>	<b>0-0</b>	<b>0-3-3</b>	<b>2</b>	<b>0</b>	<b>1</b>	<b>0</b>	<b>0</b>	<b>0</b>
at Air Force	-	13	2-3	0-0	3-3	1-2-3	3	1	3	0	0	7
at Colorado St.	-	17	2-5	0-2	0-2	5-0-5	3	0	2	0	0	4
<b>KANSAS</b>	-	<b>16</b>	<b>0-3</b>	<b>0-2</b>	<b>3-6</b>	<b>3-1-4</b>	<b>1</b>	<b>1</b>	<b>1</b>	<b>0</b>	<b>0</b>	<b>3</b>
<b>ELON</b>	-	<b>10</b>	<b>2-2</b>	<b>0-0</b>	<b>5-8</b>	<b>1-0-1</b>	<b>2</b>	<b>0</b>	<b>1</b>	<b>0</b>	<b>0</b>	<b>9</b>

## SEASON HIGHS

### Points

Season 13 Jackson State (Nov. 16)

### FGM

Season 5 Jackson State (Nov. 16)

### FGA

Season 8 Jackson State (Nov. 16)

### Rebounds

Season 5 at Colorado State (Dec. 3)  
Arkansas State (Nov. 18)

### O-Rebs

Season 5 at Colorado State (Dec. 3)

### D-Rebs

Season 4 Arkansas State (Nov. 18)

### 3-Pt. FGs

Season 1 Jackson State (Nov. 16)  
Baylor (Nov. 8),  
UT Martin (Nov. 10)

### 3-Pt. FGA

Season 2 four times

### FT

Season 5 Elon (Nov. 13)

### FTA

Season 8 Elon (Nov. 13)

### Assists

Season 2 Jackson State (Nov. 16)  
UT Martin (Nov. 10)

### Steals

Season 1 Jackson State (Nov. 16)  
UT Martin (Nov. 10)

### Blocks

Season -

### Minutes

Season 19 UT Martin (Nov. 10)

## MISC.

## 2013-14

Double-Figure Scoring	1
15+ Points	-
10+ Points	1
Double-Doubles	-
Led CU in Scoring	-
Led CU in Rebounds	-
Led CU in Assists	-
Led CU in Steals	-
4+ Rebounds	4
2+ Assists	2
3+ Steals	-



# JARON HOPKINS #23

Freshman • Guard

6'5" • 190

Mesa, Ariz.

(Dobson HS) [Chandler, Ariz.]

**Freshman Year Preview (2013-2014):** A multi-purpose guard who can play the point, the two spot and the wing • Passes, dribbles and shoots at a high level • Coach Boyle says: "There's not a lot of things he can't do on the basketball court. He's an elite level athlete with a good frame who can run and jump. He's certainly one of the top players in the state if not the top player in the state, in our opinion."

**Dobson HS:** Senior year averaged 22.2 points, 4.5 rebounds, 2.4 assists and 2.1 steals per game • Dobson went 19-12; lost to Mesa in the second round of the Division I state playoffs • Second-team all-state (Division I) honoree • 2013 Rivals.com: Three-star: 30th ranked shooting guard; Ranked No. 143 nationally by Rivals.com • Averaged 21.8 points, 7.0 rebounds, 6.0 assists, 5.3 steals and 0.8 blocks during his junior season at Basha High School (Chandler, Ariz.) • Hopkins can shoot, going 60 percent from the field as a junior, including 37 percent from beyond the arc and 57 percent from the free throw line • Scored 20 or more points 16 times and led his state's Section II in points, steals and assists in a 22-7 season that saw the Bears advance to the second round of the AIA Division I playoffs and a No. 10 state ranking • His 5.3 steals per game in 2011-12, led the state of Arizona and ranked #23 nationally • Other western schools pursuing him included Washington State, Oregon State, Arizona State, New Mexico, Boise State, Colorado State, USC and UTEP • Played AAU ball last spring and summer for the Compton Magic.

**Academics:** Open option major in College's Arts and Sciences.

**Personal:** Born November 14, 1994 • Son of Brian and Veronika Hopkins • One of three children • Wore jersey number 1 in high school • Set the school scoring record for points in a game with 43 on Jan. 27, 2012 • Involved in summer camp teaching/mentoring kids • "I feel like I fit in with the team and I love the campus. I just like the school in general."

### 2013-2014 Game-by-Game (freshman)

Game	GS	Min	FGs	3FGs	FTs	O-D-R	Pf	A	To	BL	ST	Pts
vs. Baylor	-	12	1-3	0-0	0-0	1-0-1	0	0	1	0	1	2
<b>UT MARTIN</b>	-	<b>18</b>	<b>4-7</b>	<b>0-2</b>	<b>1-2</b>	<b>1-3-4</b>	<b>2</b>	<b>3</b>	<b>2</b>	<b>0</b>	<b>2</b>	<b>9</b>
<b>WYOMING</b>	-	<b>10</b>	<b>0-1</b>	<b>0-0</b>	<b>0-1</b>	<b>0-1-1</b>	<b>3</b>	<b>1</b>	<b>1</b>	<b>0</b>	<b>0</b>	<b>0</b>
<b>JACKSON ST.</b> *	<b>19</b>	<b>4-6</b>	<b>1-2</b>	<b>3-6</b>	<b>0-3-3</b>	<b>1</b>	<b>2</b>	<b>0</b>	<b>0</b>	<b>0</b>	<b>0</b>	<b>12</b>
<b>ARKANSAS ST.</b> *	<b>19</b>	<b>2-6</b>	<b>1-4</b>	<b>5-6</b>	<b>2-4-6</b>	<b>0</b>	<b>2</b>	<b>1</b>	<b>0</b>	<b>0</b>	<b>0</b>	<b>10</b>
<b>UCSB</b>	-	<b>19</b>	<b>2-7</b>	<b>0-1</b>	<b>0-1</b>	<b>1-1-2</b>	<b>2</b>	<b>1</b>	<b>2</b>	<b>0</b>	<b>0</b>	<b>4</b>
<b>HARVARD</b>	-	<b>11</b>	<b>0-1</b>	<b>0-0</b>	<b>0-0</b>	<b>1-1-2</b>	<b>1</b>	<b>0</b>	<b>1</b>	<b>1</b>	<b>1</b>	<b>0</b>
at Air Force	-	16	3-6	3-5	0-0	0-0-0	2	2	0	0	0	9
at Colorado St.	-	16	4-5	2-2	0-0	0-4-4	4	0	1	0	2	10
<b>KANSAS</b>	-	<b>27</b>	<b>1-4</b>	<b>1-3</b>	<b>0-0</b>	<b>0-4-4</b>	<b>4</b>	<b>3</b>	<b>2</b>	<b>0</b>	<b>1</b>	<b>3</b>
<b>ELON</b>	-	<b>18</b>	<b>0-2</b>	<b>0-1</b>	<b>0-4</b>	<b>0-2-2</b>	<b>3</b>	<b>0</b>	<b>1</b>	<b>0</b>	<b>0</b>	<b>0</b>

### SEASON HIGHS

#### Points

Season 12 Jackson State (Nov. 16)

#### FGM

Season 4 at Colorado State (Dec. 3)  
Jackson State (Nov. 16)  
UT Martin (Nov. 10)

#### FGA

Season 7 UC Santa Barbara (Nov. 21)  
UT Martin (Nov. 10)

#### Rebounds

Season 6 Arkansas State (Nov. 18)

#### O-Rebs

Season 2 Arkansas State (Nov. 18)

#### D-Rebs

Season 4 three times

#### 3-Pt. FGs

Season 3 at Air Force (Nov. 30)

#### 3-Pt. FGA

Season 5 at Air Force (Nov. 30)

#### FT

Season 5 Arkansas State (Nov. 18)

#### FTA

Season 6 Arkansas State (Nov. 18)  
Jackson State (Nov. 16)

#### Assists

Season 3 twice

#### Steals

Season 2 at Colorado State (Dec. 3)  
UT Martin (Nov. 10)

#### Blocks

Season 1 Harvard (Nov. 24)

#### Minutes

Season 27 Kansas (Dec. 7)

### MISC.

### 2013-14

Double-Figure Scoring	3
15+ Points	-
10+ Points	3
Double-Doubles	-
Led CU in Scoring	-
Led CU in Rebounds	-
Led CU in Assists	1
Led CU in Steals	2
4+ Rebounds	4
2+ Assists	5
2+ Steals	2



## GEORGE KING #24

Freshman • Guard/Forward  
 6'5 1/2" • 208  
 San Antonio, Texas  
 (Brennan HS)

**Freshman Year Preview (2013-2014):** Versatile athlete • Signed as the fourth freshmen to the team in May 2013 • Coach Boyle says, "He can rebound, block shots, shoot and defend." Boyle also said CU was "kind of late to the party" in recruiting King, who conceded he was a "late bloomer" and didn't start attracting major attention until late in his senior season and went through the April signing period unsigned • Impressed coach Boyle while playing for a New Mexico-based team during the Mile High Classic basketball tournament in Denver.

**Brennan HS:** During his senior year, averaged 17.1 points, 11.3 rebounds and 1.6 blocks per game in leading the Brennan Bears to a 39-3 record and an appearance in the 4A state semifinals • Shot 60 percent from the field • Named both TABC All-State and District 28-4A MVP • As a senior he recorded 25 double-doubles and had two 20-20 games with 23 points and 20 rebounds against Warren (Nov. 12) and 20 points and 20 rebounds against Lanier (Jan. 29) including 12 rebounds in one quarter • As a junior, was an all-area selection • Helped the Bears to 75-9 record (.893) over his two years, including a 39-3 mark during his senior year.

**Academics:** College major is psychology.

**Personal:** Born January 15, 1994 • Son of George and Tresse King • Is one of two children • Selected CU because "I visited here like any other athlete would do and fell in love with Boulder. For me it wasn't a surprise at all. I knew where I wanted to go; that's why I signed with the Colorado Buffaloes."

### 2013-2014 Game-by-Game (freshman)

Game	GS	Min	FGs	3FGs	FTs	O-D-R	Pf	A	To	BL	ST	Pts
vs. Baylor	-	2	0-1	0-1	1-2	1-0-1	0	0	0	0	0	1
<b>UT MARTIN</b>	-	<b>5</b>	<b>0-2</b>	<b>0-1</b>	<b>0-0</b>	<b>0-3-3</b>	<b>0</b>	<b>1</b>	<b>0</b>	<b>0</b>	<b>0</b>	<b>0</b>
<b>WYOMING</b>	-	<b>2</b>	<b>0-0</b>	<b>0-0</b>	<b>0-1</b>	<b>0-0-0</b>	<b>0</b>	<b>0</b>	<b>0</b>	<b>0</b>	<b>0</b>	<b>0</b>
<b>JACKSON ST.</b>	-	<b>11</b>	<b>1-1</b>	<b>0-0</b>	<b>0-1</b>	<b>0-7-7</b>	<b>2</b>	<b>0</b>	<b>2</b>	<b>0</b>	<b>1</b>	<b>2</b>
<b>ARKANSAS ST.</b>	-	<b>15</b>	<b>3-4</b>	<b>2-2</b>	<b>3-3</b>	<b>1-3-4</b>	<b>1</b>	<b>1</b>	<b>0</b>	<b>1</b>	<b>0</b>	<b>11</b>
<b>UCSB</b>	-	<b>7</b>	<b>1-1</b>	<b>0-0</b>	<b>0-0</b>	<b>0-1-1</b>	<b>0</b>	<b>0</b>	<b>2</b>	<b>0</b>	<b>0</b>	<b>2</b>
<b>HARVARD</b>	-	<b>1</b>	<b>0-0</b>	<b>0-0</b>	<b>0-0</b>	<b>0-0-0</b>	<b>0</b>	<b>0</b>	<b>0</b>	<b>0</b>	<b>0</b>	<b>0</b>
at Air Force	-	7	2-3	1-2	0-0	0-4-4	2	0	0	0	0	5
at Colorado St.	-	6	0-2	0-2	0-0	0-2-2	0	1	0	0	0	0
<b>KANSAS</b>	-	<b>2</b>	<b>0-2</b>	<b>0-0</b>	<b>0-0</b>	<b>1-1-2</b>	<b>1</b>	<b>0</b>	<b>0</b>	<b>0</b>	<b>0</b>	<b>0</b>
<b>ELON</b>	-	<b>18</b>	<b>2-6</b>	<b>0-3</b>	<b>6-10</b>	<b>1-4-5</b>	<b>1</b>	<b>0</b>	<b>1</b>	<b>0</b>	<b>0</b>	<b>10</b>

### SEASON HIGHS

<b>Points</b>		
Season	11	Arkansas State (Nov. 18)
<b>FGM</b>		
Season	3	Arkansas State (Nov. 18)
<b>FGA</b>		
Season	6	Elon (Nov. 13)
<b>Rebounds</b>		
Season	7	Jackson State (Nov. 16)
<b>O-Rebs</b>		
Season	1	four times
<b>D-Rebs</b>		
Season	7	Jackson State (Nov. 16)
<b>3-Pt. FGs</b>		
Season	2	Arkansas State (Nov. 18)
<b>3-Pt. FGA</b>		
Season	3	Elon (Nov. 13)
<b>FT</b>		
Season	6	Elon (Nov. 13)
<b>FTA</b>		
Season	10	Elon (Nov. 13)
<b>Assists</b>		
Season	1	three times
<b>Steals</b>		
Season	1	twice
<b>Blocks</b>		
Season	-	
<b>Minutes</b>		
Season	18	Elon (Nov. 13)

### MISC. 2013-14

Double-Figure Scoring	2
15+ Points	-
10+ Points	2
Double-Doubles	-
Led CU in Scoring	-
Led CU in Rebounds	1
Led CU in Assists	-
Led CU in Steals	-
4+ Rebounds	4
4+ Assists	-
3+ Steals	-



# SPENCER DINWIDDIE #25

Junior • Point-Guard  
 6'6" • 200  
 Two-Year Letterwinner  
 Woodland Hills, Calif.  
 (Taft HS)

**Career:** Ranks fourth in free throw percentage (.822) and tied for sixth in three-point percentage (.379) • No. 1-19 in starts (69) • Top-30 in steals (71) • No. 34 in minutes (2061) • No. 36 in assists (163) • No. 37 in scoring (865 pts.) • Made 33-straight free throws (Feb. 7-21, 2013; 5 games) - third longest in school history • Career scoring average: 12.5 points per game • Also averaging 3.4 rebounds, 2.4 assists, 1.0 steals per game.

**Summer of 2013:** One of 12 collegiate student-athletes named to the 2013 USA Basketball Men's World University Games Team in Kazan, Russia • Americans finished third in Group C missing out on the medal round and finished in ninth place overall • USA won six games tying for third overall with the most victories in the 24-country field • Dinwiddie was the lone Pac-12 Conference player on the roster • One of three players on Team USA to start all eight games • Averaged 7.9 points and 2.6 rebounds per game • Led Team USA with 44 assists (5.5 avg.) and with 12 steals (1.5 spg.) • Made 50 percent of shots (25-of-50) • Had five games with at least six assists (three games with eight dimes; seven and six assists in the others).

**2012-2013 (sophomore):** A key contributor helping the Buffaloes to their second consecutive NCAA Tournament appearance, a school-first in back-to-back years since 1961-62 & 1962-63 (50 years) • Started every game (33) • First in scoring (15.3 ppg.); assists (99, 3.0) and free throw percentage (82.5%) • Led CU in scoring: 15 times; assists: 20 times (2 shared); steals: eight times (2 shared); blocks: 6 times (6 shared) • 505 points scored (ninth among all CU sophomores), 198 of them came from free throw line • Teamed with Askia Booker (410 pts.) to break CU sophomore tandem record (915 points) • Also formed best one-two backcourt scoring punches with Booker among BCS schools (27.7 ppg.), fourth overall in Division I • Tallied 18+ points: 13 times • 10+ points: 26 times.

**NATIONAL:** No. 90 nationally in FT% (82.5) and No. 179 nationally with 15.3 ppg. • One of five guards in the country who can get to the free throw line without taking many shots from the field (min. 150 FGA): 313 FGA 240 FTA = 1.30 • Of the major conferences, one of six sophomores who led their team in points (505), assists (99) and 3-point field goals (47) • Set a school record performing the perfect game scoring the most points ever by a Buffalo without missing a shot (6-of-6 FG, 4-of-4 3 pt., 8-of-8 FT) at Oregon State (Feb. 9) • Also was one of two CU players of major conference players to not miss a shot from the field and scoring at least 22 points.

**2012-2013 Pac-12 Conference (all games):** No. 4 in free throw percentage (.825); t-No. 8 in scoring (15.3); No. 10 in assist-turnover ratio (1.4); No. 11 in steals (1.3); No. 12 in assists (3.0) • One of two players to make 16 free throws in a game (vs. Texas Southern, Nov. 27) • Only player to have at least 18 FT attempts in a game (vs. Texas Southern, Nov. 27) • One of two players to be listed three times (min. 8) being perfect at free throw line (14-of-14 vs. Arizona State, Feb. 16; 9-of-9 vs. Arizona, Feb. 14; 8-of-8 at Oregon State, Feb. 10).

**2012-2013 Pac-12 Conference (conference-only):** No. 4 in free throw percentage (.858); No. 6 in scoring (16.0); t-No. 7 in assist-turnover ratio (1.7); No. 8 in steals (1.5); No. 10 in assists (3.2) • only men's player to make 14 free throws in conference game • Only player to be listed three times (min. 8) being perfect at free throw line.

**Awards:** 2012-13 All-Pac-12 Conference first team selection • U.S. Basketball Writers Association (USBWA) All-District VIII first team • NABC Coaches' District 20 Second Team • Chauncey Billups MVP Award (voted by players) • Jay Humphries Assist Award (team leader in assists) • Named to Bob Cousy Watch List (Dec. 2012) • College Sports Madness Pac-12 Conference second team • College Sports Madness Pac-12 Men's Basketball Player of the Week (Feb. 18) • 2011-12 Pac-12 Conference All-Freshman Team • Nominee in ESPN.com Page 2's "Coolest Name in the NCAA tournament" bracket (Round of 16).

## SEASON/CAREER HIGHS

<b>Points</b>		
Season	28	at Colorado State (Dec. 3)
Career	29	Colorado State (Dec. 5, 2012)
<b>FGM</b>		
Season	8	at Colorado State (Dec. 3)
Career	9	UCLA (Jan. 12, 2013)
<b>FGA</b>		
Season	14	at Colorado State (Dec. 3)
Career	20	at Arizona State (Jan. 6, 2013)
<b>Rebounds</b>		
Season	7	Wyoming (Nov. 13)
Career	9	at USC (Jan. 26, 2012)
<b>O-Rebs</b>		
Season	3	Wyoming (Nov. 13)
Career	3	Wyoming (Nov. 13) at California (Mar. 2, 2013) at Colorado St. (Nov. 30, 2011) Ft. Lewis Coll. (Nov. 11, 2011)
<b>D-Rebs</b>		
Season	5	three times
Career	9	at USC (Jan. 26, 2012)
<b>3-Pt FGs</b>		
Season	4	Harvard (Nov. 24)
Career	5	Colorado State (Dec. 5, 2012) Texas Southern (Dec. 22, 2011)
<b>3-Pt FGA</b>		
Season	7	Harvard (Nov. 24)
Career	9	at Wyoming (Dec. 1, 2012)
<b>FTM</b>		
Season	14	UC Santa Barbara (Nov. 21)
Career	16	Texas Southern (Nov. 27, 2012)
<b>FTA</b>		
Season	15	UC Santa Barbara (Nov. 21)
Career	18	Texas Southern (Nov. 27, 2012)
<b>Assists</b>		
Season	7	Elon (Dec. 13), Kansas (Dec. 7)
Career	7	Elon (Dec. 13), Kansas (Dec. 7) Arizona (Feb. 14, 2013)
<b>Steals</b>		
Season	6	Jackson State (Nov. 16)
Career	6	Jackson State (Nov. 16)
<b>Blocks</b>		
Season	1	four times
Career	2	5 times, most recent: Texas Southern (Nov. 27, 2012)
<b>Minutes</b>		
Season	36	at Colorado State (Dec. 3) Baylor (Nov. 8)
Career	43	Texas Southern (Nov. 27, 2012)

## CAREER STATISTICS

Year	GP-GS	Min	FG-FGA	Pct	3PT-A	Pct	FT-FTA	Pct	O	D	Reb	Avg	Ast	To	PF-FO	Stl	Blk	Pts	Avg
2013-14	11-11	344	40-85	.471	16- 40	.400	74-86	.860	7	33	40	3.6	44	18	17-0	17	4	170	15.5
2012-13	33-33	1073	130-313	.415	47-139	.338	198-240	.825	9	96	105	3.2	99	73	65-0	44	16	505	15.3
2011-12	36-36	988	99-246	.402	42- 96	.438	120-147	.816	25	106	131	3.6	64	50	84-5	27	9	360	10.0
<b>Totals</b>	<b>80-80</b>	<b>2405</b>	<b>269-644</b>	<b>.418</b>	<b>105-275</b>	<b>.382</b>	<b>392-473</b>	<b>.829</b>	<b>41</b>	<b>235</b>	<b>276</b>	<b>3.5</b>	<b>207</b>	<b>141</b>	<b>166-5</b>	<b>88</b>	<b>29</b>	<b>1035</b>	<b>12.9</b>

**2011-2012 (freshman):** Member of the Pac-12 Conference Tournament Championship team and the automatic berth to the NCAA Tournament winning four games in four days at the Staples Center in Los Angeles • At the conference tourney, averaged 9.5 points, 2.8 rebounds, and made 92.9 percent from the free throw line (13-of-14); also had a team-high five treys • One of two players to start every game (36) • Averaged 27.4 minutes, 10.0 points, 3.6 rebounds, 1.8 assists per game • Second on the team with 42 three-pointers • Teamed with Askia Booker (317) to form the best 1-2 freshmen scoring pair in school history combining for 677 points; only pair ever to score over 250 or more points.

**Academics:** College major is communication.

**Personal:** Born April 6, 1993 • Son of Malcolm and Stephanie Dinwidie • Younger brother, Taylor, is a high school junior • Graduated Taft HS with honors.

#### 2012-13 Game-by-Game (junior)

Game	GS	Min	FGs	3FGs	FTs	O-D-R	Pf	A	To	BL	ST	Pts
vs. Baylor	*	36	2-12	1-5	5-7	1-4-5	2	4	1	1	0	10
<b>UT MARTIN</b>	*	<b>27</b>	<b>2-3</b>	<b>0-0</b>	<b>9-10</b>	<b>1-5-6</b>	<b>3</b>	<b>1</b>	<b>2</b>	<b>0</b>	<b>1</b>	<b>13</b>
<b>WYOMING</b>	*	<b>30</b>	<b>2-9</b>	<b>1-4</b>	<b>10-13</b>	<b>3-4-7</b>	<b>3</b>	<b>1</b>	<b>3</b>	<b>0</b>	<b>1</b>	<b>15</b>
<b>JACKSON ST.</b>	*	<b>31</b>	<b>2-4</b>	<b>1-1</b>	<b>6-6</b>	<b>1-1-2</b>	<b>0</b>	<b>6</b>	<b>2</b>	<b>0</b>	<b>6</b>	<b>11</b>
<b>ARKANSAS ST.</b>	*	<b>25</b>	<b>4-5</b>	<b>2-2</b>	<b>3-4</b>	<b>0-2-2</b>	<b>2</b>	<b>5</b>	<b>0</b>	<b>1</b>	<b>2</b>	<b>13</b>
<b>UCSB</b>	*	<b>35</b>	<b>4-9</b>	<b>2-6</b>	<b>14-15</b>	<b>0-5-5</b>	<b>1</b>	<b>2</b>	<b>0</b>	<b>1</b>	<b>1</b>	<b>24</b>
<b>HARVARD</b>	*	<b>35</b>	<b>5-9</b>	<b>4-7</b>	<b>3-4</b>	<b>0-4-4</b>	<b>1</b>	<b>2</b>	<b>2</b>	<b>0</b>	<b>0</b>	<b>17</b>
at Air Force	*	24	3-5	1-3	0-0	0-0-0	1	5	3	0	2	7
at Colorado St.	*	36	8-14	1-4	11-11	0-2-2	0	4	0	0	2	28
<b>KANSAS</b>	*	<b>31</b>	<b>3-8</b>	<b>1-5</b>	<b>8-10</b>	<b>0-1-1</b>	<b>4</b>	<b>7</b>	<b>1</b>	<b>1</b>	<b>0</b>	<b>15</b>
<b>ELON</b>	*	<b>34</b>	<b>5-7</b>	<b>2-3</b>	<b>5-6</b>	<b>1-5-6</b>	<b>0</b>	<b>7</b>	<b>4</b>	<b>0</b>	<b>2</b>	<b>17</b>

#### MISC. '13-14 SEASON CAREER

Double-Figure Scoring	10	57
20+ Points	2	10
15+ Points	6	34
Double-Doubles	-	-
Led CU in Scoring	6	30
Led CU in Rebounds	-	1
Led CU in Assists	7	34
Led CU in Steals	5	22
Led CU in Blocks	3	13
5+ Rebounds	5	27
4+ Assists	7	23
2+ Steals	5	23
2+ Blocks	-	5

#### 2012-13 Game-by-Game (sophomore)

Game	GS	Min	FGs	3FGs	FTs	O-D-R	Pf	A	To	BL	ST	Pts
<b>WOFFORD</b>	*	<b>29</b>	<b>3-6</b>	<b>1-3</b>	<b>6-9</b>	<b>0-5-5</b>	<b>1</b>	<b>4</b>	<b>0</b>	<b>2</b>	<b>0</b>	<b>13</b>
vs. Dayton	*	29	3-8	1-1	5-8	0-5-5	3	1	1	2	2	12
vs. Baylor	*	31	4-7	2-3	1-5	1-5-6	1	0	3	1	0	11
vs. Murray State	*	35	1-5	1-3	11-12	0-4-4	3	3	4	0	2	14
<b>AIR FORCE</b>	*	<b>31</b>	<b>4-4</b>	<b>3-3</b>	<b>4-6</b>	<b>1-6-7</b>	<b>2</b>	<b>2</b>	<b>5</b>	<b>0</b>	<b>0</b>	<b>15</b>
<b>TX SOUTHERN</b>	*	<b>43</b>	<b>3-12</b>	<b>2-6</b>	<b>16-18</b>	<b>0-3-3</b>	<b>1</b>	<b>3</b>	<b>1</b>	<b>2</b>	<b>1</b>	<b>24</b>
at Wyoming	*	37	8-14	4-9	4-6	1-5-6	0	4	1	0	1	24
<b>COLORADO ST.</b>	*	<b>36</b>	<b>8-10</b>	<b>5-7</b>	<b>8-10</b>	<b>0-2-2</b>	<b>1</b>	<b>3</b>	<b>2</b>	<b>1</b>	<b>1</b>	<b>29</b>
at Kansas	*	21	1-4	0-2	2-2	0-0-0	3	2	2	1	0	4
at Fresno State	*	34	0-4	0-1	1-2	0-0-0	0	0	5	0	1	1
<b>N. ARIZONA</b>	*	<b>16</b>	<b>6-9</b>	<b>1-2</b>	<b>2-2</b>	<b>1-5-6</b>	<b>1</b>	<b>5</b>	<b>3</b>	<b>0</b>	<b>4</b>	<b>15</b>
<b>HARTFORD</b>	*	<b>27</b>	<b>2-5</b>	<b>0-3</b>	<b>7-7</b>	<b>0-6-6</b>	<b>1</b>	<b>6</b>	<b>3</b>	<b>0</b>	<b>1</b>	<b>21</b>
at Arizona	*	29	3-8	0-3	5-8	0-5-5	4	2	4	0	1	11
at Arizona State	*	38	8-20	1-8	2-2	0-2-2	1	4	2	0	3	19
<b>USC</b>	*	<b>30</b>	<b>1-7</b>	<b>1-3</b>	<b>2-4</b>	<b>0-3-3</b>	<b>1</b>	<b>2</b>	<b>1</b>	<b>0</b>	<b>5</b>	<b>5</b>
<b>UCLA</b>	*	<b>36</b>	<b>9-16</b>	<b>2-6</b>	<b>3-4</b>	<b>0-2-2</b>	<b>4</b>	<b>2</b>	<b>1</b>	<b>0</b>	<b>0</b>	<b>23</b>
at Washington	*	33	5-11	0-3	5-5	0-2-2	3	1	0	0	0	15
at Washington St.	*	34	5-8	1-2	5-5	1-2-3	1	2	2	1	1	16
<b>STANFORD</b>	*	<b>33</b>	<b>3-7</b>	<b>0-1</b>	<b>6-8</b>	<b>0-3-3</b>	<b>2</b>	<b>4</b>	<b>3</b>	<b>1</b>	<b>1</b>	<b>12</b>
<b>CALIFORNIA</b>	*	<b>29</b>	<b>3-8</b>	<b>1-3</b>	<b>9-10</b>	<b>0-1-1</b>	<b>3</b>	<b>4</b>	<b>1</b>	<b>0</b>	<b>1</b>	<b>16</b>
at Utah	*	36	5-10	2-4	6-9	0-1-1	1	3	3	0	1	18
at Oregon	*	34	3-9	0-2	2-3	0-0-0	1	4	4	1	0	8
at Oregon State	*	29	6-6	4-4	8-8	0-3-3	4	4	2	1	0	24
<b>ARIZONA</b>	*	<b>36</b>	<b>5-9</b>	<b>2-5</b>	<b>9-9</b>	<b>0-0-0</b>	<b>2</b>	<b>7</b>	<b>2</b>	<b>0</b>	<b>0</b>	<b>21</b>
<b>ARIZONA ST.</b>	*	<b>39</b>	<b>4-13</b>	<b>2-7</b>	<b>14-14</b>	<b>0-1-1</b>	<b>4</b>	<b>3</b>	<b>2</b>	<b>0</b>	<b>2</b>	<b>24</b>
<b>UTAH</b>	*	<b>35</b>	<b>3-9</b>	<b>1-6</b>	<b>6-8</b>	<b>0-4-4</b>	<b>1</b>	<b>3</b>	<b>3</b>	<b>1</b>	<b>3</b>	<b>13</b>
at Stanford	*	37	6-17	1-5	6-7	1-3-4	1	1	1	1	3	19
at California	*	36	2-15	1-5	4-4	3-3-6	4	4	1	0	0	9
<b>OREGON</b>	*	<b>32</b>	<b>3-9</b>	<b>2-5</b>	<b>9-10</b>	<b>0-7-7</b>	<b>3</b>	<b>6</b>	<b>1</b>	<b>0</b>	<b>1</b>	<b>17</b>
<b>OREGON ST.</b>	*	<b>32</b>	<b>4-12</b>	<b>2-8</b>	<b>8-9</b>	<b>0-5-5</b>	<b>1</b>	<b>2</b>	<b>2</b>	<b>1</b>	<b>5</b>	<b>18</b>
vs. Oregon St.	*	37	4-11	3-7	9-11	0-1-1	1	2	2	0	2	20
vs. Arizona	*	34	4-12	1-4	9-10	0-0-0	2	2	2	0	2	18
vs. Illinois	*	25	1-8	0-5	4-5	0-2-2	4	4	4	0	0	6

#### 2011-12 Game-by-Game (freshman)

Game	GS	Min	FGs	3FGs	FTs	O-D-R	Pf	A	To	BL	ST	Pts
<b>FORT LEWIS</b>	*	<b>22</b>	<b>2-9</b>	<b>0-1</b>	<b>3-4</b>	<b>3-4-7</b>	<b>5</b>	<b>3</b>	<b>2</b>	<b>0</b>	<b>0</b>	<b>7</b>
vs. Wichita State	*	27	2-7	1-2	2-2	0-0-0	1	1	2	0	1	7
vs. Maryland	*	12	1-5	1-2	0-0	0-0-0	5	1	0	0	0	3
vs. W. Michigan	*	23	1-5	1-2	2-2	1-3-4	0	2	0	2	0	5
at Air Force	*	18	1-4	0-1	0-0	1-4-5	4	0	2	0	0	2
<b>GEORGIA</b>	*	<b>27</b>	<b>4-8</b>	<b>1-4</b>	<b>7-8</b>	<b>0-7-7</b>	<b>1</b>	<b>1</b>	<b>0</b>	<b>0</b>	<b>1</b>	<b>16</b>
at Colorado State	*	30	6-10	2-3	2-6	3-5-8	2	1	1	1	0	16
<b>FRESNO STATE</b>	*	<b>28</b>	<b>4-6</b>	<b>2-3</b>	<b>5-6</b>	<b>1-1-2</b>	<b>2</b>	<b>1</b>	<b>2</b>	<b>0</b>	<b>0</b>	<b>15</b>
<b>WYOMING</b>	*	<b>33</b>	<b>5-9</b>	<b>2-3</b>	<b>4-4</b>	<b>1-3-4</b>	<b>3</b>	<b>0</b>	<b>0</b>	<b>0</b>	<b>0</b>	<b>16</b>
<b>CSU BAKERSFIELD</b>	*	<b>25</b>	<b>2-6</b>	<b>0-2</b>	<b>9-10</b>	<b>1-3-4</b>	<b>1</b>	<b>1</b>	<b>1</b>	<b>0</b>	<b>0</b>	<b>13</b>
<b>TEXAS SOUTHERN</b>	*	<b>32</b>	<b>5-7</b>	<b>5-6</b>	<b>3-4</b>	<b>1-2-3</b>	<b>2</b>	<b>1</b>	<b>3</b>	<b>0</b>	<b>0</b>	<b>18</b>
<b>NEW ORLEANS</b>	*	<b>23</b>	<b>3-5</b>	<b>0-1</b>	<b>6-6</b>	<b>0-5-5</b>	<b>2</b>	<b>6</b>	<b>1</b>	<b>0</b>	<b>1</b>	<b>12</b>
<b>UTAH</b>	*	<b>26</b>	<b>6-12</b>	<b>4-7</b>	<b>3-3</b>	<b>0-3-3</b>	<b>1</b>	<b>2</b>	<b>0</b>	<b>1</b>	<b>2</b>	<b>19</b>
<b>WASHINGTON</b>	*	<b>30</b>	<b>2-8</b>	<b>1-2</b>	<b>8-9</b>	<b>0-2-2</b>	<b>3</b>	<b>5</b>	<b>1</b>	<b>0</b>	<b>1</b>	<b>13</b>
<b>WASHINGTON ST</b>	*	<b>26</b>	<b>1-6</b>	<b>1-4</b>	<b>2-4</b>	<b>0-2-2</b>	<b>4</b>	<b>3</b>	<b>3</b>	<b>0</b>	<b>0</b>	<b>5</b>
at California	*	17	1-5	0-3	0-2	0-1-1	5	1	2	0	0	2
at Stanford	*	32	3-10	2-3	3-3	2-4-6	4	2	5	0	0	11
<b>ARIZONA STATE</b>	*	<b>25</b>	<b>3-9</b>	<b>1-4</b>	<b>5-6</b>	<b>1-5-6</b>	<b>0</b>	<b>0</b>	<b>0</b>	<b>0</b>	<b>1</b>	<b>12</b>
<b>ARIZONA</b>	*	<b>32</b>	<b>4-8</b>	<b>1-3</b>	<b>4-5</b>	<b>0-4-4</b>	<b>1</b>	<b>1</b>	<b>0</b>	<b>1</b>	<b>2</b>	<b>13</b>
at USC	*	28	3-7	0-1	2-2	0-9-9	0	1	2	1	1	8
at UCLA	*	29	4-10	0-3	1-2	1-3-4	0	3	0	0	1	9
<b>OREGON STATE</b>	*	<b>23</b>	<b>3-5</b>	<b>1-1</b>	<b>3-4</b>	<b>0-0-0</b>	<b>2</b>	<b>4</b>	<b>1</b>	<b>0</b>	<b>1</b>	<b>10</b>
<b>OREGON</b>	*	<b>29</b>	<b>5-9</b>	<b>3-4</b>	<b>3-3</b>	<b>0-2-2</b>	<b>4</b>	<b>1</b>	<b>2</b>	<b>0</b>	<b>2</b>	<b>16</b>
at Arizona	*	33	4-10	1-3	1-2	0-2-2	0	3	2	0	3	10
at Arizona State	*	34	4-6	3-5	4-4	0-5-5	1	1	2	2	0	15
at Utah	*	32	2-4	0-0	5-6	1-5-6	2	2	0	0	1	9
<b>STANFORD</b>	*	<b>13</b>	<b>0-4</b>	<b>0-1</b>	<b>1-2</b>	<b>2-0-2</b>	<b>5</b>	<b>2</b>	<b>1</b>	<b>0</b>	<b>0</b>	<b>1</b>
<b>CALIFORNIA</b>	*	<b>30</b>	<b>4-9</b>	<b>3-5</b>	<b>4-4</b>	<b>1-2-3</b>	<b>1</b>	<b>2</b>	<b>3</b>	<b>0</b>	<b>0</b>	<b>15</b>
at Oregon	*	34	2-7	0-4	8-9	0-2-2	2	2	1	0	2	12
at Oregon State	*	27	0-4	0-0	0-0	0-3-3	5	3	3	0	0	0
vs. Utah	*	30	1-4	0-2	8-8	0-0-0	4	1	1	0	2	10
vs. Oregon	*	31	3-8	1-2	1-2	1-3-4	2	1	1	0	0	8
vs. California	*	36	1-6	0-3	4-4	1-2-3	4	3	2	0	4	6
vs. Arizona	*	37	5-9	4-4	0-0	1-3-4	0	0	0	0	0	14
vs. UNLV	*	26	1-2	0-0	7-11	1-5-6	3	1	4	1	1	9
vs. Baylor	*	28	1-3	1-2	0-0	1-2-3	3	2	0	0	0	3



# BEN MILLS #32

Senior • Center

7'0" • 230

Three-Year Letterwinner

Hartland, Wis.

(Arrowhead HS)

**2012-2013 (junior):** Played in seven games • Averaged 1.0 points and 1.7 rebounds per game • Scored a season-best four points on 2-for-2 field goal shooting in home win against Stanford (Jan. 24) • Also had a career-high five rebounds in another home win against Northern Arizona (Dec. 21) • Shot 60 percent from the field (3-for-5) • Helped the Buffaloes to their second consecutive NCAA Tournament appearance, a school-first in back-to-back years since 1961-62 & 1962-63 (50 years).

**2011-2012 (sophomore):** Played in seven games averaging three minutes, one point and 1.1 rebounds a game • Season-best six minutes in home win against New Orleans (Dec. 28) • Scored two points in three games (at Oregon State, Mar. 3; New Orleans, Dec. 28; For Lewis College, Nov. 11) • Grabbed two rebounds in three games as well (at Oregon State; UNO; Utah, Dec. 31) • Shot 60 percent from the field (3-of-5).

**2010-2011 (freshman):** 19 games averaging 4.8 minutes, 1.4 points and 1.2 rebounds • Scored a season-best six points in home win against The Citadel (Dec. 17) • Added another five points with a season-high four rebounds three days later in a win against Longwood (Dec. 19) • Also had four rebounds and two steals in CU's NIT home victory against Cal (Mar. 18).

**Arrowhead HS:** Averaged 17.1 points, 11.2 rebounds, and 1.4 blocks per game • Helped lead Arrowhead to a 25-3 record and the WIAA Division 1 state championship during his senior year • First-team all-state honors (Associated Press and Wisconsin Basketball Coaches Association).

**Academics:** College major is English with an emphasis in creative writing • Enjoys writing fiction short stories • 2013 winner of the CU Most Improved Student Award.

**Personal:** Born March 30, 1992 • Son of Patrick and Susan Mills • Father played basketball at St. Mary's • Three older sisters, Katie; and twin sisters, Amanda (East Carolina) and Meghan (Mercer) played college basketball • Great uncle, Ed Mills was the starting center on the 1947 Wisconsin Big Ten championship team; Uncle (Mike Mills) played at Marquette.

### 2013-2014 Game-by-Game (senior)

Game	GS	Min	FGs	3FGs	FTs	O-D-R	Pf	A	To	BL	ST	Pts
vs. Baylor	-	3	0-0	0-0	0-0	1-0-1	0	1	0	0	0	0
<b>UT MARTIN</b>	-	<b>3</b>	<b>0-0</b>	<b>0-0</b>	<b>0-0</b>	<b>1-0-1</b>	<b>0</b>	<b>0</b>	<b>0</b>	<b>0</b>	<b>0</b>	<b>0</b>
<b>JACKSON ST.</b>	-	<b>11</b>	<b>1-1</b>	<b>0-0</b>	<b>3-4</b>	<b>0-3-3</b>	<b>0</b>	<b>0</b>	<b>0</b>	<b>0</b>	<b>0</b>	<b>5</b>
<b>ARKANSAS ST.</b>	-	<b>7</b>	<b>2-5</b>	<b>0-0</b>	<b>0-0</b>	<b>0-0-0</b>	<b>1</b>	<b>0</b>	<b>0</b>	<b>0</b>	<b>0</b>	<b>4</b>
at Air Force	-	5	0-1	0-0	2-2	1-1-2	0	0	0	0	0	2
<b>KANSAS</b>	-	<b>10</b>	<b>2-3</b>	<b>0-0</b>	<b>0-0</b>	<b>2-1-3</b>	<b>1</b>	<b>0</b>	<b>0</b>	<b>0</b>	<b>0</b>	<b>4</b>
<b>ELON</b>	-	<b>5</b>	<b>1-1</b>	<b>0-0</b>	<b>1-2</b>	<b>0-0-0</b>	<b>2</b>	<b>0</b>	<b>1</b>	<b>0</b>	<b>0</b>	<b>23</b>

### 2012-13 Game-by-Game (junior)

Game	GS	Min	FGs	3FGs	FTs	O-D-R	Pf	A	To	BL	ST	Pts
at Kansas	-	2	0-0	0-0	0-0	0-0-0	0	0	0	0	0	0
<b>NO. ARIZONA</b>	-	<b>8</b>	<b>1-1</b>	<b>0-0</b>	<b>0-0</b>	<b>0-5-5</b>	<b>0</b>	<b>1</b>	<b>2</b>	<b>0</b>	<b>1</b>	<b>2</b>
<b>HARTFORD</b>	-	<b>5</b>	<b>0-2</b>	<b>0-0</b>	<b>0-0</b>	<b>1-2-3</b>	<b>0</b>	<b>0</b>	<b>0</b>	<b>0</b>	<b>0</b>	<b>0</b>
<b>STANFORD</b>	-	<b>1</b>	<b>2-2</b>	<b>0-0</b>	<b>0-0</b>	<b>0-1-1</b>	<b>0</b>	<b>0</b>	<b>0</b>	<b>0</b>	<b>0</b>	<b>4</b>
<b>CAL</b>	-	<b>0+</b>	<b>0-0</b>	<b>0-0</b>	<b>0-0</b>	<b>0-0-0</b>	<b>0</b>	<b>0</b>	<b>0</b>	<b>0</b>	<b>0</b>	<b>0</b>
<b>OREGON</b>	-	<b>2</b>	<b>0-0</b>	<b>0-0</b>	<b>0-0</b>	<b>0-1-1</b>	<b>0</b>	<b>0</b>	<b>0</b>	<b>0</b>	<b>0</b>	<b>0</b>
vs. Arizona	-	5	0-0	0-0	1-2	0-2-2	0	0	0	0	0	1

### CAREER STATISTICS

Year	GP-GS	Min	FG-FGA	Pct	3PT-A	Pct	FT-FTA	Pct	O	D	Reb	Avg	Ast	To	PF-FO	Stl	Blk	Pts	Avg
2013-14	7-0	36	6-11	.545	0-0	.000	6-8	.750	5	5	10	1.4	1	0	2-0	0	0	18	2.6
2012-13	7-0	23	3-5	.600	0-0	.000	1-2	.000	1	11	12	1.7	1	2	0-0	1	0	7	1.0
2011-12	7-0	21	3-5	.600	0-0	.000	1-3	.333	2	6	8	1.1	0	3	2-0	0	0	7	1.0
2010-11	19-0	92	12-29	.414	0-0	.000	2-6	.333	11	12	23	1.2	0	7	5-0	2	2	26	1.4
<b>TOTAL</b>	<b>40-0</b>	<b>172</b>	<b>24-50</b>	<b>.480</b>	<b>0-0</b>	<b>.000</b>	<b>10-19</b>	<b>.526</b>	<b>19</b>	<b>34</b>	<b>53</b>	<b>1.3</b>	<b>2</b>	<b>12</b>	<b>9-0</b>	<b>3</b>	<b>2</b>	<b>58</b>	<b>1.5</b>

### SEASON/CAREER HIGHS

<b>Points</b>		
Season	5	Jackson State (Nov. 16)
Career	6	The Citadel (Dec. 17, 2010)
<b>FGM</b>		
Season	2	twice
Career	3	The Citadel (Dec. 17, 2010)
<b>FGA</b>		
Season	5	Arkansas State (Nov. 18)
Career	5	Arkansas State (Nov. 18) Longwood (Dec. 19, 2010)
<b>Rebounds</b>		
Season	3	Jackson State (Nov. 16)
Career	5	Northern Ariz. (Dec. 21, 2012)
<b>O-Rebs</b>		
Season	2	Kansas (Dec. 7)
Career	2	five times, recent: Kansas (Dec. 7)
<b>D-Rebs</b>		
Season	3	Jackson State (Nov. 16)
Career	5	Northern Ariz. (Dec. 21, 2012)
<b>FT</b>		
Season	3	Jackson State (Nov. 16)
Career	3	Jackson State (Nov. 16)
<b>FTA</b>		
Season	4	Jackson State (Nov. 16)
Career	4	Jackson State (Nov. 16)
<b>Assists</b>		
Season	-	
Career	1	Northern Ariz. (Dec. 21, 2012)
<b>Steals</b>		
Season	1	Jackson State (Nov. 16)
Career	2	California (Mar. 18, 2011)
<b>Blocks</b>		
Season	-	
Career	2	Kansas State (Feb. 12, 2011)
<b>Minutes</b>		
Season	11	Jackson State (Nov. 16)
Career	11	Jackson State (Nov. 16)



## JOSH SCOTT #40

Sophomore • Forward

6'10" • 245

One-Year Letterwinner

Monument, Colo. (Lewis-Palmer HS)

**2012-2013 (freshman):** Averaged 10.2 points, 5.7 rebounds, 28.2 minutes per game • Second in field goal percentage (48.6), free throw percentage (74.7) and rebounding (178, 5.7 rpg.) • Fourth in scoring (317, 10.2 ppg.) • Started 30 of 31 games • Netted 10+ points in 16 of 31 games • Five games 10+ rebounds with a season-best 14 vs. Illinois; also had season-high three blocks against the Illini • Led team in scoring five times and rebounding five times (one shared) • Two double-doubles: season-high 21 points with 10 rebounds in home win against Hartford (Dec. 29); 18 points, 12 rebounds in double-overtime home victory versus Texas Southern (Nov. 27) • Teamed with Xavier Johnson (295 pts.) to form the second most freshman points scored in school history (612 pts.).

**Awards:** 2012-2013 Pac-12 Conference All-Freshman team • One of three finalists for the Male Freshman Athlete of the Year Award at the 13th Annual CUSPY Awards (CU Sports Performers of the Year).

**Lewis-Palmer HS:** Scored a state-leading 799 points as a senior during the 2011-12 season • Finished prep career scoring the third most points in the state • Averaged 28.5 points (a state best), 11 rebounds, 2.5 blocks, 1.2 steals, 1.2 assists per game • Led Lewis-Palmer to a 27-1 record and the 4A state championship (at the Coors Events Center), a school-first since 1994 • Won 27-straight games after losing season opener • Colorado's Gatorade Player of the Year • Mr. Colorado basketball (all classifications) • All-Colorado 2011-12.

**Academics:** College major is psychology.

**Personal:** Born July 13, 1993 • Son of Alton and Theresa Scott • Father played football at the Air Force Academy, and mother, played basketball at Air Force • One of five boys • All five names start with the letters Jo • Scott is also ambidextrous.

MISC.	'13-14	CAREER
Double-Figure Scoring	9	25
20+ Points	1	3
15+ Points	4	11
10+ Rebounds	4	9
Double-Doubles	4	6
Led CU in Scoring	4	9
Led CU in Rebounds	7	12
Led CU in Blocks	3	11
Led CU in Assists	-	1
Led CU in Steals	2	5
5+ Rebounds	10	27
2+ Blocks	2	6
2+ Steals	2	6
2+ Assists	3	8

### SEASON/CAREER HIGHS

#### Points

Season	20	Arkansas State (Nov. 18)
Career	21	Hartford (Dec. 29, 2012)

#### FGM

Season	7	Arkansas State (Nov. 18)
Career	9	Hartford (Dec. 29, 2012) at Kansas (Dec. 8, 2012)

#### FGA

Season	10	at Air Force (Nov. 30) Baylor (Nov. 8)
Career	15	at Kansas (Dec. 8, 2012)

#### Rebounds

Season	13	Elon (Dec. 13) at Air Force (Nov. 30)
Career	14	vs. Illinois (Mar. 22, 2013)

#### O-Rebs

Season	5	at Air Force (Nov. 30) Baylor (Nov. 8)
Career	7	Hartford (Dec. 29, 2012)

#### D-Rebs

Season	11	Elon (Dec. 13)
Career	11	Elon (Dec. 13)

#### 3-Pt FGs

Season	-	
Career	1	Northern Ariz. (Nov. 21, 2012)

#### 3-Pt FGA

Season	-	
Career	1	Northern Ariz. (Nov. 21, 2012)

#### FT

Season	7	Jackson State (Nov. 16) Baylor (Nov. 8)
Career	10	Wofford (Nov. 9, 2012)

#### FTA

Season	9	Jackson State (Nov. 16)
Career	11	Wofford (Nov. 9, 2012)

#### Assists

Season	2	Kansas (Dec. 7) at Air Force (Nov. 30) Harvard (Nov. 24)
Career	3	Northern Ariz. (Nov. 21, 2012)

#### Steals

Season	4	UC Santa Barbara (Nov. 21)
Career	4	UC Santa Barbara (Nov. 21)

#### Blocks

Season	3	at Colorado State (Dec. 3)
Career	3	at Colorado State (Dec. 3) vs. Illinois (Mar. 22, 2013)

#### Minutes

Season	33	Elon (Dec. 13)
Career	40	Texas Southern (Nov. 27, 2012)

### CAREER STATISTICS

Year	GP-GS	Min	FG-FGA	Pct	3PT-A	Pct	FT-FTA	Pct	O	D	Reb	Avg	Ast	To	PF-FO	Stl	Blk	Pts	Avg
2013-14	11-11	306	43-80	.538	0-0	.000	50-61	.820	33	62	95	8.6	8	11	20-0	9	9	136	12.4
2012-13	31-30	873	124-255	.486	1-1	1.000	68-91	.747	87	91	178	5.7	19	36	68-2	14	24	317	10.2
<b>Total</b>	<b>42-41</b>	<b>1179</b>	<b>167-335</b>	<b>.499</b>	<b>1-1</b>	<b>1.000</b>	<b>118-152</b>	<b>.776</b>	<b>120</b>	<b>153</b>	<b>273</b>	<b>6.5</b>	<b>27</b>	<b>47</b>	<b>88-2</b>	<b>23</b>	<b>33</b>	<b>453</b>	<b>10.8</b>

**2013-2014 Game-by-Game (sophomore)**

Game	GS	Min	FGs	3FGs	FTs	O-D-R	Pf	A	To	BL	ST	Pts
vs. Baylor	*	32	4-10	0-0	7-8	5-6-11	2	0	2	1	1	15
<b>UT MARTIN</b>	*	24	5-8	0-0	5-6	2-6-8	0	1	2	1	0	15
<b>WYOMING</b>	*	31	5-7	0-0	2-2	4-5-9	2	0	1	0	0	12
<b>JACKSON ST.</b>	*	24	2-5	0-0	7-9	2-5-7	1	0	2	0	0	11
<b>ARKANSAS ST.</b>	*	26	7-8	0-0	6-6	3-2-5	1	0	1	1	1	20
<b>UCSB</b>	*	27	1-5	0-0	1-3	4-3-7	1	1	1	0	4	3
<b>HARVARD</b>	*	24	3-5	0-0	6-8	3-8-11	3	2	1	2	0	12
at Air Force	*	25	5-10	0-0	6-6	5-8-13	2	2	0	0	1	16
at Colorado St.	*	32	2-4	0-0	2-3	1-6-7	4	0	1	3	2	6
<b>KANSAS</b>	*	28	6-9	0-0	2-2	2-2-4	2	2	0	0	0	14
<b>ELON</b>	*	33	3-9	0-0	6-8	2-11-13	2	0	0	1	0	12

**2012-2013 Game-by-Game (freshman)**

Game	GS	Min	FGs	3FGs	FTs	O-D-R	Pf	A	To	BL	ST	Pts
<b>WOFFORD</b>	*	26	2-4	0-0	10-11	4-2-6	3	1	2	1	0	14
vs. Dayton	*	31	5-10	0-0	3-3	4-1-5	1	0	3	1	0	13
vs. Baylor	*	20	4-7	0-0	1-2	1-2-3	4	0	1	0	0	9
vs. Murray State	*	31	5-8	0-0	3-4	1-5-6	3	0	2	0	0	13
<b>AIR FORCE</b>	*	31	6-12	0-0	8-10	4-3-7	1	1	0	1	1	20
<b>TX SOUTHERN</b>	*	40	6-13	0-0	6-10	3-9-12	3	1	0	1	1	18
at Wyoming	*	20	1-5	0-0	3-4	3-0-3	5	0	1	0	0	5
<b>COLORADO ST.</b>	*	27	2-8	0-0	0-0	2-1-3	4	0	1	1	1	4
at Kansas	*	34	9-15	0-0	1-1	2-2-4	2	0	3	1	2	19
at Fresno State	*	32	4-12	0-0	3-5	3-5-8	2	0	1	1	0	11
<b>N. ARIZONA</b>	*	23	5-7	1-1	0-0	1-3-4	1	3	2	2	0	11
<b>HARTFORD</b>	*	23	9-12	0-0	3-5	7-3-10	1	0	1	1	1	21
at Arizona	*	35	6-8	0-0	3-4	2-3-5	4	2	0	1	0	15
at Arizona State	*	32	5-11	0-0	0-0	5-3-8	2	1	0	0	0	10
<b>USC</b>	*	27	6-7	0-0	2-4	1-3-4	2	2	2	0	2	14
<b>UCLA</b>	*	33	6-11	0-0	6-6	6-3-9	1	0	2	0	0	18
at Washington	*	32	4-10	0-0	0-1	2-0-2	0	0	2	0	0	8
at Washington St.*	*	29	3-7	0-0	5-6	3-1-4	4	0	1	0	0	11
<b>STANFORD</b>	*	34	6-13	0-0	0-0	4-1-5	1	1	1	1	0	12
<b>CALIFORNIA</b>	*	25	2-5	0-0	1-1	1-2-3	2	2	1	0	1	5
at Utah	*	22	2-7	0-0	1-2	2-1-3	2	0	2	1	0	5
at Oregon	*	32	3-7	0-0	1-2	1-1-2	1	0	2	0	2	7
at Oregon State	*	32	7-10	0-0	3-4	3-1-4	1	0	0	2	0	17
<b>ARIZONA</b>	*	31	3-4	0-0	0-0	1-4-5	3	1	1	1	2	6
<b>ARIZONA ST.</b>	*	15	0-5	0-0	0-0	0-1-1	3	2	0	0	0	0
<b>UTAH</b>												
at Stanford												
at California	*	29	2-10	0-0	0-0	6-5-11	0	0	0	0	0	4
<b>OREGON</b>	*	24	1-4	0-0	2-2	1-7-8	3	1	2	1	0	4
<b>OREGON ST.</b>	*	24	2-6	0-0	2-2	2-4-6	1	1	0	1	0	6
vs. Oregon St.	*	24	3-7	0-0	1-2	5-5-10	5	0	1	2	0	7
vs. Arizona	*	22	1-1	0-0	0-0	1-2-3	3	0	1	1	0	2
vs. Illinois	*	33	4-9	0-0	0-0	6-8-14	0	0	1	3	1	8

**COLORADO - GAME HIGHS**

POINTS ..... 94, Jackson State (Nov. 16)

FG MADE ..... 30, Arkansas State (Nov. 18)

FG ATTEMPTS ..... 66, vs. Baylor (Nov. 8)

FG % ..... .622 (28-of-45), Jackson State (Nov. 16)

3 PT FG MADE ..... 9, at Air Force (Nov. 30)  
 ..... 9, Arkansas State (Nov. 18)  
 ..... 9, Jackson State (Nov. 16)

3 PT FG ATT ..... 24, at Air Force (Nov. 30)

3 PT FG % ..... .529 (9-of-17), Jackson State (Nov. 16)

FT MADE ..... 29, Jackson State (Nov. 16)

FT ATTEMPTS ..... 46, Elon (Dec. 13)

FT % ..... .824 (28-of-34) UT Martin (Nov. 10)

REBOUNDS ..... 54, Elon (Dec. 13)

ASSISTS ..... 23, Jackson State (Nov. 16)

STEALS ..... 12, UC Santa Barbara (Nov. 21)

BLOCKED SHOTS ..... 6, Harvard (Nov. 24)

TURNOVERS ..... 18, UT Martin (Nov. 10)

FOULS ..... 21, at Colorado State (Dec. 3)  
 ..... at Air Force (Nov. 30)  
 ..... vs. Baylor (Nov. 8)

**COLORADO - GAME LOWS**

POINTS ..... 60, vs. Baylor (Nov. 8)

FG MADE ..... 18, Wyoming (Nov. 13)

FG ATTEMPTS ..... 45, Wyoming (Nov. 13)

FG % ..... .333 (22-of-66) Baylor (Nov. 8)

3 PT FG MADE ..... 2, vs. Baylor (Nov. 8)

3 PT FG ATT ..... 12, Wyoming (Nov. 13)

3 PT FG % ..... .105 (2-of-19) vs. Baylor (Nov. 8)

FT MADE ..... 14, vs. Baylor (Nov. 8), Harvard (Nov. 24)

FT ATTEMPTS ..... 19, Harvard (Nov. 24)

FT % ..... .587 (27-of-46) Elon (Dec. 13)

REBOUNDS ..... 32, Kansas (Dec. 7)

ASSISTS ..... 4, Wyoming (Nov. 13)

STEALS ..... 2, Harvard (Nov. 24)

BLOCKED SHOTS ..... 1, three times

TURNOVERS ..... 6, vs. Baylor (Nov. 8)  
 ..... 8, Kansas (Dec. 7)

FOULS ..... 11, Harvard (Nov. 24)

**OPPONENT - GAME HIGHS**

POINTS ..... 72, Kansas (Dec. 7), Baylor (Nov. 8)

FG MADE ..... 27, Kansas (Dec. 7)

FG ATTEMPTS ..... 64, Jackson State (Nov. 16)

FG % ..... .529 (27-of-51), Kansas (Dec. 7)

3 PT FG MADE ..... 13, Elon (Nov. 13)

3 PT FG ATT ..... 32, Elon (Nov. 13)

3 PT FG % ..... .414 (12-of-29) UT Martin (Nov. 10)

FT MADE ..... 21, Colorado State (Dec. 3)

FT ATTEMPTS ..... 27, Colorado State (Dec. 3)

FT % ..... .789 (15-of-19) Arkansas State (Nov. 18)

REBOUNDS ..... 42, Baylor (Nov. 8)

ASSISTS ..... 17, Santa Barbara (Nov. 21)

STEALS ..... 10, Elon (Nov. 13), Harvard (Nov. 24)

BLOCKED SHOTS ..... 5, Kansas (Dec. 7)

TURNOVERS ..... 18, at Colorado State (Dec. 3)  
 ..... at Air Force (Nov. 30)

FOULS ..... 29, Wyoming (Nov. 13)

**OPPONENT - GAME LOWS**

POINTS ..... 57, at Air Force (Nov. 30)

FG MADE ..... 19, at Colorado State (Dec. 3)  
 ..... at Air Force (Nov. 30)

FG ATTEMPTS ..... 46, at Air Force (Nov. 30)  
 ..... Wyoming (Nov. 13)

FG % ..... .333 (19-of-57) at Colorado State (Dec. 3)

3 PT FG MADE ..... 3, at Colorado State (Dec. 3)

3 PT FG ATT ..... 14, at Colorado State (Dec. 3)

3 PT FG % ..... .214 (3-of-14) at Colorado State (Dec. 3)

FT MADE ..... 5, UC Santa Barbara (Nov. 21)

FT ATTEMPTS ..... 8, UC Santa Barbara (Nov. 21)

FT % ..... .400 (6-of-15) Elon (Nov. 13)

REBOUNDS ..... 24, Wyoming (Nov. 13)

ASSISTS ..... 11, five teams

STEALS ..... 2, Baylor (Nov. 8)

BLOCKED SHOTS ..... 0, Elon (Nov. 13)

TURNOVERS ..... 10, Elon (Dec. 13), Harvard (Nov. 24)

FOULS ..... 17, Harvard (Nov. 24)

**COLORADO - PLAYER GAME HIGHS**

POINTS .....28..... Spencer Dinwiddie at Colorado State (Dec. 3)  
 .....24..... Spencer Dinwiddie vs. UCSB (Nov. 21)

FG MADE..... 8..... Spencer Dinwiddie at Colorado State (Dec. 3)  
 ..... 7 ..... Josh Scott vs. Arkansas State (Nov. 18)

FGA.....16..... Askia Booker vs. Baylor (Nov. 8)

FG %......875 (7-of-8)... Josh Scott vs. Arkansas State (Nov. 18)

3-PT FGM ..... 4 ..... Spencer Dinwiddie vs. Harvard (Nov. 24)

3 PT FGA ..... 7 ..... Askia Booker at Air Force (Nov. 30)  
 ..... Spencer Dinwiddie vs. Harvard (Nov. 24)  
 ..... Askia Booker vs. Jackson State (Nov. 16)

3 PT FG% 1.000..... Jaron Hopkins at Colorado State (Dec. 3)  
 ..... George King vs. Arkansas State (Nov. 18)  
 (2-of-2)..... Spencer Dinwiddie vs. Ark. State (Nov. 18)

FTM .....14..... Spencer Dinwiddie vs. UCSB (Nov. 21)

FTA .....15..... Spencer Dinwiddie vs. UCSB (Nov. 21)

FT % (min 9) 1.000..... Spencer Dinwiddie at Colorado State (Dec. 3)  
 ..... (11-of-11)

REBOUNDS ...15..... Xavier Johnson vs. Elon (Dec. 13)  
 .....13..... Josh Scott vs. Elon (Dec. 13)  
 .....13..... Josh Scott at Air Force (Nov. 30)  
 .....11..... Wesley Gordon vs. Harvard (Nov. 24)  
 .....11..... Josh Scott vs. Harvard (Nov. 24)  
 .....11..... Josh Scott vs. Baylor (Nov. 8)

ASSISTS..... 7 ..... Spencer Dinwiddie vs. Elon (Dec. 13)  
 ..... Spencer Dinwiddie vs. Kansas (Dec. 7)

STEALS..... 6..... Spencer Dinwiddie vs. Jackson State (Nov. 16)

BLOCKS..... 3 ..... Josh Scott at Colorado State (Dec. 3)  
 ..... Wesley Gordon vs. Harvard (Nov. 24)

TURNOVERS... 4 ..... Spencer Dinwiddie vs. Elon (Dec. 13)  
 ..... 4 ..... Wesley Gordon vs. Harvard (Nov. 24)  
 ..... 4 ..... Askia Booker vs. UT Martin (Nov. 10)

FOULS..... 5 ..... Xavier Johnson at Colorado State (Dec. 3)  
 ..... Xavier Johnson vs. Baylor (Nov. 8)

**OPPONENT - PLAYER GAME HIGHS**

POINTS .....27, Sebastian Koch, Elon (Dec. 13)

FG MADE.....9, Sebastian Koch, Elon (Dec. 13)

FGA .....16, Sebastian Koch, Elon (Dec. 13)  
 ..... Brandon Reed, Arkansas State (Nov. 18)

FG % (min. 5)......833 (5-of-6) Steve Moundou-Missi, Harvard (Nov. 24)

3-PT FGM .....9, Sebastian Koch, Elon (Dec. 13)

3 PT FGA .....14, Sebastian Koch, Elon (Dec. 13)

3 PT FG % .....750 (3-of-4) Josh Adams, Wyoming (Nov. 13)

FTM .....8, J.J. Avila, Colorado State (Dec. 3)

FTA .....11, J.J. Avila, Colorado State (Dec. 3)  
 ..... Cory Jefferson, Baylor (Nov. 8)

FT % (min. 6).....1.000 (5-of-5) Kirk Van Slyke, Arkansas State (Nov. 18)

REBOUNDS .....11, J.J. Avila, Colorado State (Dec. 3)  
 ..... Cory Jefferson, Baylor (Nov. 8)

ASSISTS..... 8, Julysses Nobles, Jackson State (Nov. 16)

STEALS..... 3, by 3 players

BLOCKS.....3, Jamari Traylor, Kansas (Dec. 7)

TURNOVERS.....7, Tre Coggins, Air Force (Nov. 30)

FOULS.....5, by 11 players

**Game #1 (Nov. 8)**  
**RV/RV Colorado vs. RV/25 Baylor**  
**Dallas, Texas**

**COLORADO (0-1)**

Player	FGs	3-pt	FT	O-D-	R	F	TP	A	TO	B	S	Min
Gordon	f	4-6	0-2	1-2	3-5	8	2	9	1	0	0	27
Johnson	f	4-9	0-2	0-3	1-2	3	5	8	0	2	1	32
Scott	f	4-10	0-0	7-8	5-6	11	2	15	0	2	1	32
Booker	g	5-16	0-4	0-0	1-3	4	2	10	3	0	2	36
Dinwiddie	g	2-12	1-5	5-7	1-4	5	2	10	4	1	1	36
Talton	0-1	0-1	0-0	0-0	0	2	0	0	1	1	0	6
Fletcher	1-4	0-2	0-0	1-1	2	2	2	1	1	1	0	15
Thomas	1-4	1-2	0-0	3-0	3	4	3	0	0	0	0	14
Hopkins	1-3	0-0	0-0	1-0	1	0	2	0	1	0	1	12
King	0-1	0-1	1-2	1-0	1	0	1	0	0	0	0	2
Mills	0-0	0-0	0-0	1-0	1	0	0	1	0	0	0	3
Team				0-0	0							
Totals		22-66	2-19	14-22	18-21	39	21	60	10	6	3	7 200

FG%	1st Hlf	7-33	21.2%	2nd Hlf	15-33	45.5%	Game	22-66	33.3%
3FG%	1st Hlf	0-9	0.0%	2nd Hlf	2-10	20.0%	Game	2-19	10.5%
FT%	1st Hlf	8-10	80.0%	2nd Hlf	6-12	50.0%	Game	14-22	63.6%

deadball rebounds: 4

**BAYLOR (1-0)**

Player	FGs	3-pt	FT	O-D-	R	F	TP	A	TO	B	S	Min
Austin	c	2-5	0-0	1-2	1-3	4	3	5	1	1	2	0 29
Wainright	f	0-3	0-1	0-1	2-3	5	4	0	2	1	0	0 13
Jefferson	f	3-9	0-1	7-11	4-7	11	4	13	2	2	0	1 25
Chery	g	5-11	1-5	3-4	0-4	4	1	14	4	2	0	0 35
Frankin	g	3-7	3-6	0-0	0-3	3	0	9	1	3	0	0 23
O'Neale	3-3	0-0	1-1	1-2	2	2	7	2	0	0	0	0 27
Gathers	0-2	0-0	2-2	0-2	4	2	4	2	0	1	0	0 10
Heslip	4-6	4-6	0-0	0-0	0	0	12	0	1	0	0	0 20
Prince	4-8	0-1	2-2	2-6	8	5	10	0	2	1	1	1 18
Team				2-1	3							
Totals		21-47	4-12	28-36	8-30	38	12	74	10	10	6	5 200

FG%	1st Hlf	10-26	38.5%	2nd Hlf	14-28	50.0%	Game	24-54	44.7%
3FG%	1st Hlf	3-11	27.3%	2nd Hlf	5-9	55.6%	Game	8-20	40.0%
FT%	1st Hlf	7-9	77.8%	2nd Hlf	9-14	64.3%	Game	16-23	69.6%

deadball rebounds: 4

Colorado	22	38	60
Baylor	30	42	72

Officials: Tom Eades, Larry Spaulding, John Higgins  
 Technicals: none.  
 Attendance: 5207. Fouled out: none.

**Game #4 (Nov. 16)**  
**Jackson State at RV/RV Colorado**  
**Boulder, Colo.**

**JACKSON STATE (1-3)**

Player	FGs	3-pt	FT	O-D-	R	F	TP	A	TO	B	S	Min
Taylor	f	2-6	0-0	0-0	0-1	1	3	4	2	2	0	0 18
Bolden	f	1-7	0-0	2-4	2-2	4	5	4	0	0	0	0 13
West	c	2-8	0-0	0-0	3-4	7	2	4	0	1	1	0 19
Stubbs	g	1-7	0-1	2-2	0-0	0	3	4	0	1	0	0 22
Brent	g	7-14	5-12	1-2	0-4	4	4	20	0	1	0	1 33
Nobles	6-12	0-2	4-6	0-6	6	3	16	8	6	0	3	37
Love	3-6	2-4	4-5	1-1	2	1	12	1	1	0	0	0 18
Robinson	1-1	0-0	0-0	0-1	1	2	2	0	0	0	1	13
Love	3-6	2-4	4-5	1-1	2	1	12	1	1	0	0	0 18
Wachira	0-0	0-0	0-0	0-0	0	0	0	0	0	0	0	1
Todd	0-0	0-0	0-0	0-0	0	0	0	0	0	0	0	1
Team				1-0	1							
Totals		25-64	7-19	13-19	9-21	30	27	70	11	13	1	5 200

FG%	1st Hlf	12-32	37.5%	2nd Hlf	13-32	40.6%	Game	25-64	39.1%
3FG%	1st Hlf	6-12	50.0%	2nd Hlf	1-7	14.3%	Game	7-19	36.8%
FT%	1st Hlf	5-7	71.4%	2nd Hlf	8-12	66.7%	Game	13-19	68.4%

deadball rebounds: 5

**COLORADO (3-1)**

Player	FGs	3-pt	FT	O-D-	R	F	TP	A	TO	B	S	Min
Gordon	f	2-2	0-0	6-11	0-3	3	3	10	3	0	2	0 24
Scott	f	2-5	0-0	7-9	2-5	7	1	11	0	2	0	0 24
Booker	g	6-10	3-7	0-0	1-4	5	2	15	6	2	1	0 29
Hopkins	g	4-6	1-2	3-6	0-3	3	1	12	2	0	0	0 19
Dinwiddie	g	2-4	1-1	6-6	1-1	2	0	11	6	2	0	6 31
Talton	5-6	3-4	0-0	0-1	1	1	13	3	2	0	1	25
Stalzer	0-2	0-1	2-2	0-0	0	0	2	0	0	0	0	6
Fletcher	0-0	0-0	0-0	0-0	0	4	0	0	1	0	0	5
Nelson	0-0	0-0	0-0	0-0	0	1	0	0	0	0	0	2
Thomas	5-8	1-2	2-4	1-3	4	2	13	2	3	0	1	17
Brady	0-0	0-0	0-0	0-0	0	0	0	0	0	0	0	2
King	1-1	0-0	0-1	0-7	7	2	2	0	2	0	1	11
Mills	1-1	0-0	3-4	0-3	3	0	5	0	0	0	0	3
Team				0-0	0							
Totals		28-45	9-17	29-43	5-31	36	18	94	23	14	3	9 200

FG%	1st Hlf	16-25	64.0%	2nd Hlf	12-20	60.0%	Game	28-45	62.2%
3FG%	1st Hlf	6-10	60.0%	2nd Hlf	3-7	42.9%	Game	9-17	52.9%
FT%	1st Hlf	8-12	66.7%	2nd Hlf	21-31	66.7%	Game	29-43	67.4%

deadball rebounds: 5

Jackson State	35	35	70
Colorado	46	48	94

Officials: Verne Harris, Mike Giarratano, Casey McClellan  
 Technicals: none. Flagrant foul: Gamble.  
 Attendance: 9042. Fouled out: none.

**Game #2 (Nov. 10)**  
**UT Martin at RV/RV Colorado**  
**Boulder, Colo.**

**UT MARTIN (0-2)**

Player	FGs	3-pt	FT	O-D-	R	F	TP	A	TO	B	S	Min
Dowdell	f	3-5	0-0	0-0	1-2	3	3	6	1	0	0	0 30
Martinez	f	0-1	0-0	1-4	0-4	4	2	1	0	1	0	0 21
Smith	g	4-12	3-6	4-5	1-1	2	3	15	1	1	0	1 26
Childs	g	3-10	0-2	2-4	0-3	3	2	8	0	0	0	1 24
Newell	g	5-12	3-6	2-3	1-2	3	3	15	6	4	0	2 29
Oldham	4-15	3-10	0-0	2-0	2	0	11	1	1	1	0	25
Taylor	0-2	0-1	0-1	1-1	2	2	0	4	2	0	1	12
Jones	3-5	3-4	0-0	1-0	1	2	9	0	1	0	0	15
Rowe	0-1	0-0	0-0	0-0	0	3	0	0	0	0	0	7
MoPo	0-0	0-0	0-0	1-2	3	4	0	0	2	0	0	11
Team				2-1	3							
Totals		22-63	12-29	9-17	10-16	26	24	65	13	12	1	5 200

FG%	1st Hlf	12-34	35.3%	2nd Hlf	10-29	34.5%	Game	22-63	34.9%
3FG%	1st Hlf	6-15	40.0%	2nd Hlf	6-14	42.9%	Game	12-29	41.4%
FT%	1st Hlf	5-11	45.5%	2nd Hlf	4-6	66.7%	Game	9-17	52.9%

deadball rebounds: 2

**COLORADO (1-1)**

Player	FGs	3-pt	FT	O-D-	R	F	TP	A	TO	B	S	Min
Gordon	f	6-7	0-0	1-2	2-6	8	2	13	2	2	0	0 25
Johnson	f	3-5	1-2	5-5	0-4	4	2	12	3	1	0	1 25
Scott	f	5-8	0-0	5-6	2-6	8	0	15	1	2	1	0 24
Booker	g	2-6	0-2	2-2	1-2	3	1	6	2	4	0	1 18
Dinwiddie	g	2-3	0-0	9-10	1-5	6	3	13	1	2	0	1 27
Talton	0-2	0-1	2-2	0-1	1	3	2	1	1	0	1	11
Fletcher	2-2	1-1	0-1	0-4	4	2	5	0	1	0	0	13
Nelson	1-1	1-1	0-0	0-0	0	3	0	0	0	0	0	3
Thomas	3-3	1-1	2-2	0-2	2	2	9	2	2	0	1	19
Gamble	0-1	0-1	0-0	0-1	1	0	0	2	0	0	0	0+
Brady	1-2	1-2	0-0	0-0	0	3	0	0	0	0	0	3
Hopkins	4-7	0-2	1-2	1-3	4	2	9	3	2	2	0	18
King	0-2	0-1	0-0	0-3	3	0	0	1	0	0	0	5
Mills	0-0	0-0	0-0	1-0	1	0	0	0	0	0	0	3
Team				0-0	0							
Totals		29-49	5-14	28-34	9-37	46	18	91	19	18	3	8 200

FG%	1st Hlf	15-26	57.7%	2nd Hlf	14-23	60.9%	Game	29-59	59.2%
3FG%	1st Hlf	3-8	37.5%	2nd Hlf	2-6	33.3%	Game	5-14	35.7%
FT%	1st Hlf	12-16	75.0%	2nd Hlf	16-18	88.9%	Game	28-34	82.4%

deadball rebounds: 1

UT Martin	35	30	65
Colorado	45	46	91

Officials: Tom O'Neill, Randy McCall, Frank Harvey III  
 Technicals: none.  
 Attendance: 8408. Fouled out: none.

**Game #5 (Nov. 18)**  
**Arkansas State at RV/RV Colorado**  
**Boulder, Colo.**

**ARKANSAS STATE (2-2)**

Player	FGs	3-pt	FT	O-D-	R	F	TP	A	TO	B	S	Min
Van Slyke	f	5-10	0-1	5-5	2-4	6	5	15	0	1	2	0 27
Washington	f	4-9	0-0	1-1	1-1	1	4	9	0	1	0	0 25
Reed	g	7-16	4-9	3-4	0-5	5	2	21	4	4	0	1 34
Johnsel	g	0-6	0-3	0-0	0-2	2	3	0	5	0	0	0 23
Johnson III	g	8-11	3-5	6-9	0-5	5	2	25	1	3	0	1 31
Golden	0-2	0-0	0-0	0-1	1	0	0	1	1	0	0	2 21
Dickerson	0-1	0-1	0-0	0-1	1	0	0	0	1	0	0	0 10
Downs	0-1	0-0	0-0	1-3	4	3	0	5	1	0	1	

**Game #7 (Nov. 24)**  
**Harvard at RV/RV Colorado**  
**Boulder, Colo.**

**HARVARD (1-3)**

Player	FGs	3-pt	FT	O-D-	R	F	TP	A	TO	B	S	Min
Moundou-Missi f	4-5	0-0	5-7	1-8	9	3	13	1	0	2	2	32
Casey f	4-13	1-2	2-2	1-2	3	4	11	2	1	1	1	19
Rivard g	3-11	2-9	2-2	0-3	3	2	10	1	1	0	1	37
Chambers g	5-12	2-6	0-2	1-2	3	1	12	4	2	0	1	34
Saunders g	3-10	1-3	0-0	3-3	6	2	7	2	0	0	2	31
Edosomwan f	1-3	0-0	0-0	1-0	1	2	2	0	1	0	0	5
Curry	2-5	1-3	0-0	1-1	2	2	5	3	4	0	1	27
Travis	1-3	0-0	0-0	1-1	2	1	2	0	1	0	2	15
Team			0-0		0							
Totals	23-62	7-23	9-13	9-20	29	17	62	13	10	3	10	200

FG%	1st Hlf	15-28	53.6%	2nd Hlf	8-34	23.5%	Game	23-62	37.1%
3FG%	1st Hlf	6-12	50.0%	2nd Hlf	1-11	9.1%	Game	7-23	30.4%
FT %	1st Hlf	6-9	66.7%	2nd Hlf	3-4	75.0%	Game	9-13	69.2%
deadball rebounds:	1								

**COLORADO (6-1)**

Player	FGs	3-pt	FT	O-D-	R	F	TP	A	TO	B	S	Min
Gordon f	2-6	0-0	1-2	4-7	11	1	5	2	4	3	0	29
Johnson f	4-7	3-4	0-0	1-5	6	1	11	1	2	0	1	28
Scott f	3-5	0-0	6-8	3-8	11	3	12	2	1	2	0	24
Booker g	5-15	0-3	2-2	0-1	1	0	12	3	1	0	0	27
Dinwiddie g	5-9	4-7	3-4	0-4	4	1	17	2	2	0	0	35
Talton	3-5	1-2	2-3	3-2	5	1	9	2	3	0	0	18
Fletcher	2-3	0-1	0-0	1-0	1	1	4	0	0	0	0	16
Thomas	0-2	0-2	0-0	0-3	3	2	0	0	1	0	0	11
Hopkins	0-1	0-0	0-0	1-1	2	1	0	0	1	1	1	11
King	0-0	0-0	0-0	0-0	0	0	0	0	0	0	0	1
Team			0-2		2							
Totals	24-53	8-19	14-19	13-33	46	11	70	12	15	6	2	200

FG%	1st Hlf	11-26	42.3%	2nd Hlf	13-27	48.1%	Game	24-53	45.3%
3FG%	1st Hlf	4-10	40.0%	2nd Hlf	4-9	44.4%	Game	8-19	42.1%
FT %	1st Hlf	4-6	66.7%	2nd Hlf	10-13	76.9%	Game	14-19	73.7%
deadball rebounds:	1								

Harvard	42	20	62
Colorado	30	40	70

Officials: Gregory Nixon, Darron George, Ryan McDaniel  
 Technicals: none.  
 Attendance: 9770. Fouled out: none.

**Game #10 (Dec. 7)**  
**6/7 Kansas at RV/RV Colorado**  
**Boulder, Colo.**

**KANSAS (6-2)**

Player	FGs	3-pt	FT	O-D-	R	F	TP	A	TO	B	S	Min
Black f	0-0	0-0	0-0	0-0	0	3	0	0	0	0	0	3
Ellis f	5-6	0-0	0-0	3-5	8	3	10	3	1	0	0	31
Mason g	3-9	1-5	4-7	0-3	3	2	11	4	2	0	0	34
Selden Jr. g	3-6	1-3	0-1	1-3	4	3	7	0	1	0	0	20
Wiggins g	7-11	1-3	7-9	1-4	5	4	22	0	2	1	0	28
White III	0-1	0-1	0-0	0-0	0	1	0	0	0	0	0	4
Tharpe	3-5	2-4	0-0	0-1	1	2	8	2	0	0	0	28
Greene	0-1	0-1	0-0	0-0	0	0	0	0	0	0	0	4
Embiid	4-7	0-0	2-3	1-3	4	5	10	2	4	1	3	28
Frankamp	0-3	0-3	0-0	0-0	0	1	0	0	1	0	0	4
Traylor	1-1	0-0	0-0	1-5	6	2	2	0	1	3	0	13
Lucas	1-1	0-0	0-0	0-1	1	2	2	0	0	0	0	3
Team			1-0		1							
Totals	27-51	5-20	13-20	8-25	33	26	72	11	14	5	3	200

FG%	1st Hlf	12-26	46.2%	2nd Hlf	15-25	60.0%	Game	27-51	52.9%
3FG%	1st Hlf	3-14	21.4%	2nd Hlf	2-6	33.3%	Game	5-20	25.0%
FT %	1st Hlf	3-6	50.0%	2nd Hlf	10-14	71.4%	Game	13-20	65.0%
deadball rebounds:	6								

**COLORADO (9-1)**

Player	FGs	3-pt	FT	O-D-	R	F	TP	A	TO	B	S	Min
Johnson f	4-9	1-2	5-8	2-4	6	0	14	0	1	0	3	33
Scott f	6-9	0-0	2-2	2-2	4	2	14	2	0	0	0	28
Booker g	5-12	3-6	2-6	1-2	3	3	15	0	1	0	1	33
Hopkins g	1-4	1-3	0-0	0-4	4	4	3	3	2	0	1	27
Dinwiddie g	3-8	1-5	8-10	0-1	1	4	15	7	1	1	0	31
Talton	0-3	0-2	0-0	0-1	1	0	0	0	0	0	0	9
Fletcher	2-3	1-2	2-5	2-0	2	0	7	0	0	0	1	11
Thomas	0-3	0-2	3-6	3-1	4	1	3	1	1	0	0	16
King	0-2	0-0	0-0	1-1	2	1	0	0	0	0	1	2
Mills	2-3	0-0	0-0	2-1	3	1	4	0	0	0	0	10
Team			2-0		2							
Totals	23-56	7-22	22-37	15-17	32	16	75	13	8	1	7	200

FG%	1st Hlf	10-25	40.0%	2nd Hlf	13-31	41.9%	Game	23-56	41.1%
3FG%	1st Hlf	2-10	20.0%	2nd Hlf	5-12	41.7%	Game	7-22	31.8%
FT %	1st Hlf	11-19	57.9%	2nd Hlf	11-18	61.1%	Game	22-37	59.5%
deadball rebounds:	2								

Kansas	30	42	72
Colorado	33	42	75

Officials: Mark Whitehead, Larry Spaulding, Darron George  
 Technicals: none.  
 Attendance: 11113. Fouled out: Embiid.

**Game #8 (Nov. 30)**  
**RV/RV Colorado at Air Force**  
**USAF, Colo.**

**COLORADO (7-1)**

Player	FGs	3-pt	FT	O-D-	R	F	TP	A	TO	B	S	Min
Gordon f	1-4	0-0	4-8	3-0	3	1	6	2	0	2	0	24
Johnson f	5-6	0-1	1-1	3-5	8	1	11	2	0	0	0	23
Scott f	5-10	0-0	6-6	5-8	13	2	16	2	0	0	1	25
Booker g	5-13	3-7	0-0	0-2	2	0	13	0	2	0	1	22
Dinwiddie g	3-5	1-3	0-0	0-0	0	1	7	5	3	0	2	24
Talton	0-2	0-1	2-2	1-1	2	3	2	4	0	0	0	16
Stalzer	0-0	0-0	0-0	0-0	0	0	0	0	1	0	0	5
Fletcher	0-2	0-2	0-0	0-0	0	4	0	0	1	1	0	10
Nelson	0-0	0-0	0-0	0-3	3	1	0	0	0	0	0	4
Thomas	2-3	0-0	3-3	1-2	3	3	7	1	3	0	0	13
Gamble	1-2	1-2	0-2	1-1	1	0	3	0	1	0	0	3
Brady	0-1	0-1	0-0	0-0	0	1	0	1	1	0	0	3
Hopkins	3-6	3-5	0-0	0-0	0	2	9	2	0	0	0	16
King	2-3	1-2	0-0	0-4	4	2	5	0	0	0	0	7
Mills	0-1	0-0	2-2	1-1	2	0	2	0	0	0	0	5
Team			0-1		1							
Totals	23-62	7-23	9-13	9-20	29	17	62	13	10	3	10	200

FG%	1st Hlf	12-26	46.2%	2nd Hlf	15-32	46.9%	Game	27-58	46.6%
3FG%	1st Hlf	5-13	38.5%	2nd Hlf	4-11	36.4%	Game	9-24	37.5%
FT %	1st Hlf	5-8	62.5%	2nd Hlf	13-16	81.3%	Game	18-24	75.0%
deadball rebounds:	2								

**AIR FORCE (3-4)**

Player	FGs	3-pt	FT	O-D-	R	F	TP	A	TO	B	S	Min
Olesinski f	3-8	1-5	1-2	1-1	2	2	8	2	1	0	2	30
Hammonds f	2-5	0-1	3-6	0-2	2	5	7	0	2	0	0	21
Parker c	1-2	0-0	0-0	2-1	3	4	2	1	1	1	0	20
Coggins g	6-13	2-7	4-4	0-4	4	1	18	2	7	1	0	34
Yon g	2-6	1-3	0-0	0-0	0	0	5	1	1	0	0	25
Kocur	2-4	2-4	2-2	0-3	3	1	8	2	1	0	0	14
Jorgensen	0-2	0-1	1-2	1-2	3	1	1	2	0	0	0	12
Adler	0-0	0-0	0-0	0-0	0	0	0	0	0	0	0	2
Long	0-0	0-0	0-0	0-1	1	0	0	0	1	0	0	8
Graham	1-2	0-0	0-1	0-1	1	0	2	1	0	1	1	15
Moer	2-4	0-1	2-2	0-0	0	3	6	0	2	1	0	12
Michael	0-0	0-0	0-0	0-0	0	1	0	1	0	0	0	4
Kammerer	0-0	0-0	0-0	0-1	0	0	0	0	0	0	1	3
Team			0-5		5							
Totals	19-46	6-22	13-19	4-21	25	18	57	12	18	4	4	200

FG%	1st Hlf	9-22	40.9%
-----	---------	------	-------

**2013-2014 Colorado Basketball**  
**Colorado Combined Team Statistics (as of Dec 13, 2013)**  
**All games**

<b>RECORD:</b>	<b>OVERALL</b>	<b>HOME</b>	<b>AWAY</b>	<b>NEUTRAL</b>
ALL GAMES	10-1	8-0	2-0	0-1
CONFERENCE	0-0	0-0	0-0	0-0
NON-CONFERENCE	10-1	8-0	2-0	0-1

##	Player	gp-gs	min	avg	Total		3-Point		F-Throw		Rebounds				pf	dq	a	to	blk	stl	pts	avg
					fg-fga	fg%	3fg-fga	3fg%	ft-fa	ft%	off	def	tot	avg								
25	Dinwiddie, Spencer	11-11	344	31.3	40-85	.471	16-40	.400	74-86	.860	7	33	40	3.6	17	0	44	18	4	17	170	15.5
40	Scott, Josh	11-11	306	27.8	43-80	.538	0-0	.000	50-61	.820	33	62	95	8.6	20	0	8	11	9	9	136	12.4
00	Booker, Askia	11-11	281	25.5	47-123	.382	13-49	.265	19-25	.760	6	25	31	2.8	21	0	21	23	1	14	126	11.5
02	Johnson, Xavier	9-9	235	26.1	30-57	.526	7-19	.368	23-38	.605	14	41	55	6.1	18	2	11	13	3	13	90	10.0
01	Gordon, Wesley	9-9	235	26.1	22-44	.500	0-2	.000	24-42	.571	20	37	57	6.3	14	0	14	13	12	3	68	7.6
23	Hopkins, Jaron	11-4	185	16.8	21-48	.438	8-20	.400	9-20	.450	6	23	29	2.6	22	0	14	12	1	7	59	5.4
13	Thomas, Dustin	11-0	159	14.5	18-42	.429	3-14	.214	17-27	.630	16	18	34	3.1	25	0	7	15	0	2	56	5.1
03	Talton, Xavier	11-0	176	16.0	16-40	.400	6-19	.316	7-9	.778	6	14	20	1.8	20	0	19	12	1	6	45	4.1
10	Fletcher, Tre'Shaun	11-0	113	10.3	14-27	.519	4-14	.286	4-10	.400	9	11	20	1.8	18	0	2	7	2	3	36	3.3
24	King, George	11-0	76	6.9	9-22	.409	3-11	.273	10-17	.588	4	25	29	2.6	7	0	2	7	1	2	31	2.8
32	Mills, Ben	7-0	36	5.1	6-11	.545	0-0	.000	6-8	.750	5	5	10	1.4	4	0	1	1	0	0	18	2.6
15	Brady, Brett	4-0	10	2.5	2-4	.500	2-4	.500	0-0	.000	1	0	1	0.3	1	0	1	1	0	0	6	1.5
05	Stalzer, Eli	6-0	26	4.3	0-3	.000	0-2	.000	3-4	.750	1	0	1	0.2	1	0	2	2	0	2	3	0.5
12	Nelson, Kevin	4-0	11	2.8	1-2	.500	1-2	.500	0-0	.000	0	4	4	1.0	2	0	0	0	0	0	3	0.8
14	Gamble, Beau	4-0	7	1.8	1-4	.250	1-4	.250	0-2	.000	0	4	4	1.0	1	0	5	1	0	0	3	0.8
	Team										6	8	14				5					
	Total.....	11	2200		270-592	.456	64-200	.320	246-349	.705	134	310	444	40.4	191	2	151	141	34	78	850	77.3
	Opponents.....	11	2200		252-613	.411	86-247	.348	129-193	.668	88	243	331	30.1	259	-	134	154	29	65	719	65.4

<b>TEAM STATISTICS</b>	<b>COLO</b>	<b>OPP</b>	<b>Date</b>	<b>Opponent</b>	<b>Score</b>	<b>Att.</b>
SCORING	850	719	^ 11/08/13	vs Baylor	L 60-72	5207
Points per game	77.3	65.4	11/10/13	UT MARTIN	w 91-65	8408
Scoring margin	+11.9	-	11/13/13	WYOMING	w 63-58	9429
FIELD GOALS-ATT	270-592	252-613	11/16/13	JACKSON STATE	w 94-70	9042
Field goal pct	.456	.411	11/18/13	ARKANSAS STATE	w 93-70	8204
3 POINT FG-ATT	64-200	86-247	11/21/13	SANTA BARBARA	w 76-68	8488
3-point FG pct	.320	.348	11/24/13	HARVARD	w 70-62	9770
3-pt FG made per game	5.8	7.8	11/30/13	at Air Force	w 81-57	5394
FREE THROWS-ATT	246-349	129-193	12/03/13	at Colorado State	w 67-62	8268
Free throw pct	.705	.668	12/07/13	KANSAS	w 75-72	11113
F-Throws made per game	22.4	11.7	12/13/13	ELON	w 80-63	8831
REBOUNDS	444	331				
Rebounds per game	40.4	30.1				
Rebounding margin	+10.3	-				
ASSISTS	151	134				
Assists per game	13.7	12.2				
TURNOVERS	141	154				
Turnovers per game	12.8	14.0				
Turnover margin	+1.2	-				
Assist/turnover ratio	1.1	0.9				
STEALS	78	65				
Steals per game	7.1	5.9				
BLOCKS	34	29				
Blocks per game	3.1	2.6				
ATTENDANCE	73285	18869				
Home games-Avg/Game	8-9161	2-6831				
Neutral site-Avg/Game	-	1-5207				

^ = Dallas, Texas  
\* = Pac-12 Conference

<b>Score by Periods</b>	<b>1st</b>	<b>2nd</b>	<b>Totals</b>
Colorado	385	465	850
Opponents	345	374	719

## RADIO/TV CHART



#0 Askia Booker  
Guard • Junior • 6-2 • 170  
Los Angeles, Calif.



#1 Wesley Gordon  
Forward • Redshirt-Freshman • 6-9 • 225  
Colorado Springs, Colo.



#2 Xavier Johnson  
Guard/Forward • Sophomore • 6-7 • 220  
Los Angeles, Calif.



#3 Xavier Talton  
Guard • Sophomore • 6-2 • 180  
Sterling, Colo.




#5 Eli Stalzer  
Guard • Sophomore • 6-3 • 190  
Brea, Calif.



#10 Tre'Shaun Fletcher  
Guard/Forward • Freshman • 6-7 • 200  
Tacoma, Wash.



#12 Kevin Nelson  
Guard • Senior • 6-2 • 185  
Albuquerque, N.M.



#13 Dustin Thomas  
Forward • Freshman • 6-7 • 220  
Texarkana, Texas



#14 Beau Gamble  
Guard • Senior • 6-0 • 180  
Boulder, Colo.




#23 Jaron Hopkins  
Guard • Freshman • 6-5 • 190  
Mesa, Ariz.




#24 George King  
Guard/Forward • Freshman • 6-5 • 208  
San Antonio, Texas



#25 Spencer Dinwiddie  
Guard • Junior • 6-6 • 200  
Woodland Hills, Calif.



#32 Ben Mills  
Guard • Senior • 7-0 • 230  
Hartland, Wis.



#40 Josh Scott  
Forward • Sophomore • 6-10 • 245  
Monument, Colo.